



THE UNITED REPUBLIC OF TANZANIA  
MINISTRY OF ENERGY

ENERGY AND WATER UTILITIES  
REGULATORY AUTHORITY  
(EWURA)



---

# THE MID AND DOWNSTREAM PETROLEUM SUB SECTOR PERFORMANCE REVIEW REPORT FOR YEAR 2020

---



EWURATanzania



EWURATanzania



EWURATanzania



EWURATV





THE UNITED REPUBLIC OF TANZANIA  
MINISTRY OF ENERGY

ENERGY AND WATER UTILITIES  
REGULATORY AUTHORITY  
(EWURA)



# THE MID AND DOWNSTREAM PETROLEUM SUB SECTOR PERFORMANCE REVIEW REPORT FOR YEAR 2020

Energy and Water Utilities Regulatory Authority,  
EWURA House, Plot No 3, Block AD, Medeli West,  
P.O. Box 2857, Dodoma, Tanzania.  
Tel: +255 (0) 26 232 9002/3,  
Fax: +255 (0) 26 232 9005,  
E-mail: [info@ewura.go.tz](mailto:info@ewura.go.tz)

# TABLE OF CONTENTS

<b>CHAIRMAN’S STATEMENT .....</b>	<b>iv</b>
<b>FOREWORD .....</b>	<b>v</b>
<b>ABBREVIATIONS AND ACRONYMS.....</b>	<b>vi</b>
<b>EXECUTIVE SUMMARY .....</b>	<b>vii</b>
<b>1. INTRODUCTION .....</b>	<b>1</b>
1.1 Regulatory Instruments and Standards .....	1
1.1.1 Legislations.....	1
1.1.2 Petroleum Products and Infrastructure Standards .....	1
<b>2. LIQUID PETROLEUM PRODUCTS INFRASTRUCTURE .....</b>	<b>3</b>
2.1 Offloading/Receiving Facilities .....	3
2.2 Petroleum Storage Terminals.....	3
2.2.1 Receiving terminals .....	3
2.2.2 Inland storage depot.....	3
2.2.3 TAZAMA Receiving Terminal.....	4
2.3 Transportation Infrastructure.....	4
2.4 Petrol Stations .....	4
<b>3. LIQUID PETROLEUM PRODUCTS SUPPLY AND CONSUMPTION .....</b>	<b>7</b>
3.1 Importation of Petroleum Products through the Bulk Procurement System (BPS) .....	7
3.2 Quantities of Imported Liquid Petroleum Products .....	8
3.3 Consumption of Liquid Petroleum Products .....	9
3.3.1 Petrol Station Sales .....	10
3.3.2 Aviation Fuel Consumption and Distribution .....	11
3.4 Stock Availability.....	12
<b>4. PRICES OF LIQUID PETROLEUM PRODUCTS .....</b>	<b>14</b>
4.1 Trend of World Prices for Petroleum Products .....	14
4.1.1 World Market Crude Oil Prices .....	14
4.1.2 World Refined Petroleum Products Market Prices .....	15
4.2 Domestic Petroleum Product Prices.....	16
4.2.1 Exchange Rate .....	18
4.2.2 Demurrage Costs.....	19
4.2.3 Relationship between FOB prices and Local pump prices .....	21
4.3 Market Share of Oil Marketing Companies.....	22
<b>5. INFRASTRUCTURE AND SUPPLY OF LIQUEFIED PETROLEUM GAS.....</b>	<b>24</b>
5.1 LPG Facilities .....	24
5.2 LPG Imports.....	24
5.3 Monitoring Market Share of Liquefied Petroleum Gas Marketing Companies .....	25

<b>6.</b>	<b>SUPPLY OF LUBRICANTS.....</b>	<b>28</b>
<b>7.</b>	<b>LICENSING ACTIVITIES.....</b>	<b>30</b>
<b>8.</b>	<b>COMPLIANCE MONITORING AND ENFORCEMENT.....</b>	<b>31</b>
8.1	Monitoring Compliance to Petroleum Infrastructure Standards .....	31
8.2	Monitoring Compliance to Petroleum Products Quality .....	31
8.3	Monitoring Compliance with Fuel Marking Programs .....	32
8.4	Compliance Monitoring of Fuel Marker Concentration Levels .....	33
8.5	Monitoring Compliance with the Price Setting Rules .....	34
8.6	Monitoring Facilities Constructed Without Construction Approvals.....	34
8.7	Monitoring Compliance to HSE in Petroleum Operations and Transportation .....	35
<b>9.</b>	<b>ENVIRONMENTAL IMPACT ASSESSMENT AND AUDIT REVIEW.....</b>	<b>38</b>
<b>10.</b>	<b>INCIDENT INVESTIGATIONS.....</b>	<b>39</b>
<b>11.</b>	<b>KEY ACHIEVEMENTS AND CHALLENGES.....</b>	<b>47</b>
<b>12.</b>	<b>CONCLUSION.....</b>	<b>49</b>
<b>APPENDICES</b>	<b>.....</b>	<b>50</b>
APPENDIX 1:	Storage capacities for import terminals at receiving ports in Tanzania 2020 .....	46
APPENDIX 2:	Storage Capacities for Inland Terminals (Units in Cubic Metres, m3).....	47
APPENDIX 3:	List of LPG Facilities and their storage capacities in Mainland Tanzania ...	48
APPENDIX 4:	List of Suppliers and Premiums for Year 2020 (Weighted Average).....	49
APPENDIX 5:	Monthly Petroleum Products Premiums for each port in year 2020 .....	54
APPENDIX 6:	Imported Petroleum Products (in Litres) .....	60
APPENDIX 7:	List of Applicants that were Licensed in year 2020 .....	62
APPENDIX 8:	List of Applicants that constructed petroleum facilities without construction approvals in year 2020 .....	91
APPENDIX 9:	List of applicants that were granted construction approvals in year 2020 .....	93
APPENDIX 10:	Summary of Petroleum HSE Incidents Investigated in 2020 .....	110

## CHAIRMAN'S STATEMENT


On behalf of the EWURA Board of Directors, I am delighted to present the seventh Mid and Downstream Petroleum Sub-sector Performance Report for year 2020. The report provides information on relevant matters in the sub-sector including legal instruments governing the sub-sector, available infrastructure, licenced operators and importation and distribution of petroleum products in the country.

This report identifies potential areas of investment to ensure sufficient supply of petroleum products throughout the country especially in townships and rural areas through construction of petrol stations. The report serves as one of the tools for investors in identifying opportunities for investment and formulate strategies to survive and grow in the competitive environment of the sub-sector. The report also highlights areas of collective efforts that are required by Government institutions to ensure a sustainable and growing sub-sector especially supporting the growth of LPG so as to reduce the use of traditional energy sources that have an impact to human health and the environment.

I would like to thank the Management and all EWURA staff for their tireless efforts in pursuing the regulatory roles and attaining the achievements in the mid and downstream petroleum sub-sector. The achievements attained include: Security of supply of petroleum products in the country remained stable, improved petroleum infrastructure and petroleum products quality, petroleum products pump prices have been kept in line with the trend of world market prices and promotion of rural petrol station to ensure sustainable supply of petroleum products in rural areas.

I would like to extend my gratitude to the Ministry of Energy, the Ministry of Water and all stakeholders in the mid and downstream petroleum sub-sector for their continued co-operation.

Finally, I take this opportunity to congratulate my colleagues, the EWURA Board members, Management and Staff for their commitment, dedication and insightful contributions aimed at growing and improving the performance of the mid and downstream petroleum sub-sector.



Ahmad Kilima  
**DEPUTY BOARD CHAIRMAN**  
March, 2021

## FOREWORD

**E**WURA is mandated to regulate the mid and downstream petroleum sub-sector in Mainland Tanzania pursuant to the Petroleum Act, Cap 392 together with the Energy and Water Utilities Regulatory Authority (EWURA) Act, Cap 414. The Authority accomplishes its regulatory roles by undertaking technical, economic and safety regulatory functions.

The report provides information and data regarding the performance of the mid and downstream petroleum sub-sector. Despite the outbreak of the COVID-19 pandemic that shook the world since March 2020 with decreases in importation of petroleum products in most countries, importation of petroleum products for the Tanzanian market reached 3.56 billion litres, which is an increase of 0.7% from 3.54 billion litres imported in 2019. The increase in imported petroleum products was mainly due to a 10.5% increase in imported petrol and a 35.1% increase in imported HFO despite decreases in imported diesel, kerosene and Jet A-1. LPG imports continued to record a two digit growth rate amounting to 17% as the Government and LPG Marketing Companies build awareness on the use of LPG.

As crude oil prices observed a sharp decline in 2020 after the outbreak of COVID-19 pandemic, local prices also declined reaching the lowest price of TShs 1,520 per litre for petrol, TShs 1,546 per litre for diesel and TShs 1,568 per litre for kerosene in June 2020 as EWURA continued to ensure that local prices change proportionately with the change of prices in the world market.

EWURA has continued to promote construction of petrol stations in rural areas so that petroleum products are distributed throughout the country in a manner that is safe for the community and the environment. With regulatory tools that allow low cost petrol stations in rural areas together with licensing rules that allow conditional licences for petrol stations that meet minimum licensing requirements, 68 petrol stations were licenced to serve the rural areas.

Despite the achievement observed in the market more investments are needed to increase petrol stations in villages, to improve LPG offloading facilities and increase storage terminals as well as refilling plants throughout the country. As there was a slight decline in compliance to product quality standards, licence terms and conditions and other legal requirements, EWURA plans to intensify compliance monitoring inspections and sampling activities to high compliance.

I hope that this report will be an insight into the performance of the mid and downstream petroleum sub-sector, regulatory activities, achievements in the sub-sector and challenges that need to be addressed as we continue to strive to grow the sub-sector for the economic growth of our country.



Eng. Godfrey H. Chibulunje  
**ACTING DIRECTOR GENERAL**  
March, 2021



## ABBREVIATIONS AND ACRONYMS

AGO	Automotive Gasoil
BPS	Bulk Procurement System
BoT	Bank of Tanzania
BBL	Barrel
CIF	Cost, Insurance and Freight
DWT	Dead Weight Tonnage
EA	Environmental Audit
EIA	Environmental Impact Assessment
EWURA	Energy and Water Utilities Regulatory Authority
FOB	Free on Board
GFI	Global Fluid International
GIS	Geographic Information System
GN	Government Notice
HFO	Heavy Furnace Oil
HSE	Health, Safety and Environment
IDO	Industrial Diesel Oil
IK	Illuminating Kerosene
IEA	International Energy Agency
KOJ <sub>1</sub>	Kurasini Oil Jetty 1
KOJ <sub>2</sub>	Kurasini Oil Jetty 2
LPG	Liquefied Petroleum Gas
L	Litres
m <sup>3</sup>	Cubic metre
MoE	Ministry of Energy
MT	Metric Ton
NEMC	National Environment Management Council
OMCs	Oil Marketing Companies
OPEC	Organization of Petroleum Exporting Countries
PBPA	Petroleum Bulk Procurement Agency
PMS	Petroleum Motor Spirit
SBM	Single Buoy Mooring
TAZAMA	Tanzania Zambia Mafuta
TBS	Tanzania Bureau of Standards
TIPER	Tanzania International Petroleum Reserve
TPA	Tanzania Ports Authority
TPDC	Tanzania Petroleum Development Corporation
TRA	Tanzania Revenue Authority
TShs	Tanzania Shillings
TZS	Tanzania Standard
USD	United States Dollar
%	Per cent

## EXECUTIVE SUMMARY

Section 30(1) of the Petroleum Act, Cap 392 mandates EWURA to perform technical, economical and safety regulatory functions in respect to petroleum activities. In discharging its functions, EWURA is required to regulate the sub-sector in an effective, efficient and transparent manner. In that regard, EWURA prepares annual performance reports which provide data and information regarding the petroleum subsector for public consumption.

This is the seventh Mid and Downstream Petroleum Sub-Sector Performance Report highlighting key information regarding the sub-sector. The Report includes the regulatory tools governing the sub-sector, applicable standards and the performance of the sub sector in year 2020.

### Infrastructure

Key petroleum infrastructures in the mid and downstream sub-sector are: berthing facilities at Dar es Salaam, Tanga and Mtwara ports, petroleum products receiving and storage terminals and distribution facilities.

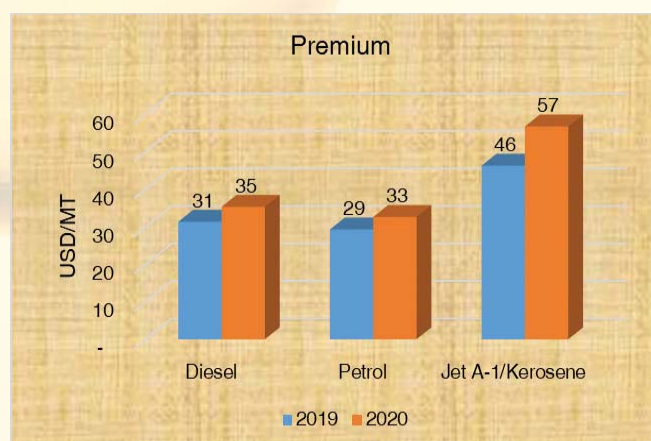
There are 19 storage terminals for liquid petroleum products in Dar es Salaam, two terminals in Mtwara and one terminal in Tanga all totalling a storage capacity of 1,288,201 cubic meters. There are six Liquefied Petroleum Gas (LPG) storage facilities with a total storage capacity of 15,750 MT. By the end of 2020, there were 1,759 petrol stations, 197 of them being located in rural areas.

Offloading Facility	Maximum Vessel Capacity (DWT)
Single Buoy Mooring (SBM)	150,000
Kurasini Oil Jetty 1 (KOJ <sub>1</sub> )	45,000
Kurasini Oil Jetty 2 (KOJ <sub>2</sub> )	5,000
Tanga	40,000
Mtwara	38,000

### BPS Premiums

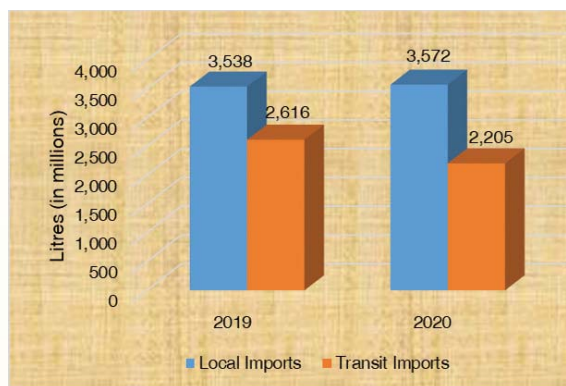
Bulk Procurement System (BPS) continued to be the only means of procuring white liquid petroleum products for local consumption and most of transit products with products being received through Dar es Salaam, Tanga and Mtwara ports. 87 BPS contracts were awarded to winning suppliers similar to 92 BPS contracts awarded in year 2019.

The weighted average premium for diesel, petrol and Jet A-1/ kerosene increased by 13%, 11% and 23%.

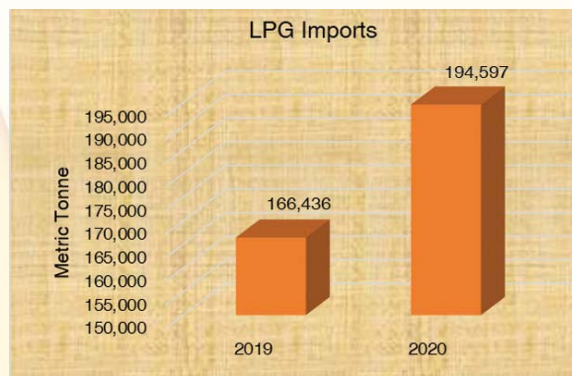


## Importation of Petroleum Products

Importation of liquid petroleum products decreased by 6.1% from 5.78 billion litres imported in 2019 to 6.15 billion litres imported in 2020. The decrease is mainly attributed to the 15.3% decrease in transit imports following lockdowns in neighbouring countries after the corona virus outbreak. On the other hand, local imports increased by 0.7% mainly due to a 10.5% increase in demand for petrol.



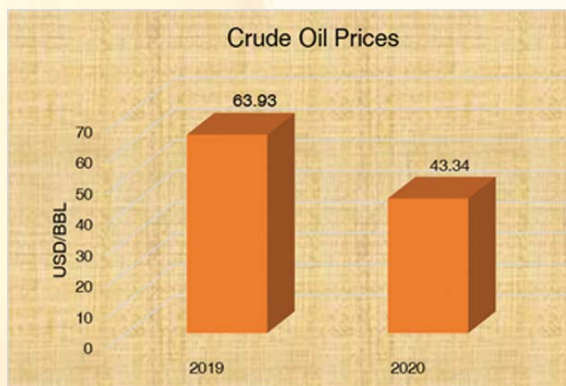
Importation of LPG increased by 17% from 166,436 MT imported in 2019 to 194,597 MT imported in 2020. The increase in LPG imported quantity is due to efforts done by the Government and LPG marketing companies to create awareness to the public on the importance of using LPG instead of using traditional fuels such as charcoal, firewood and kerosene.



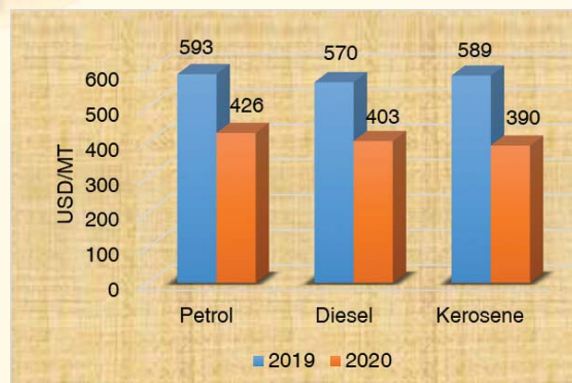
In the year under review, locally blended and imported lubricants amounted to 51,769,119 litres which is a 14% increase from 45,315,291 litres imported in 2019. Out of total available lubricants, 84% was locally blended and 16% was a direct import. This increase is due to increase in investments in lubricants blending plants and local productions.

## Petroleum Prices

In the year 2020, the outbreak of corona virus in the world led countries to enter into lockdowns resulting in slowdown in most economic activities worldwide and a halt to some activities. This resulted into a fall in demand leaving oil producers with excess crude oil and limited storage capacity. The excess supply was also contributed by a price war between Russia and Saudi Arabia. The corona virus pandemic and a price war between large oil producers caused crude oil prices to decrease by 32%. The decrease in crude oil prices resulted into a decrease in FOB and local pump prices as well.



FOB prices of petrol, diesel and kerosene/ Jet A-1 decreased by 28%, 29% and 34% respectively compared to the average FOB prices recorded in year 2019.



## Compliance Monitoring

During the period under review, EWURA conducted compliance monitoring to 915 facilities whereas 649 facilities complied with licence terms and conditions, applicable laws, HSE requirements and the Best Petroleum Industry Practices. This implies compliance level in the year 2020 was 71% which is a decrease from a compliance level of 76% attained in 2019. Compliance level declined mainly due to deterioration and poor maintenance of infrastructure especially at petrol stations. Legal actions were taken against the facilities that were found to be non-compliant including closure of the facilities until the respective operators rectify anomalies so as to comply. The Authority will continue to conduct regular compliance monitoring and enforcement in order to ensure all petroleum facilities are operated in high level of compliance. The Authority will also continue to raise awareness to the petroleum operators and the public.

## Monitoring of Petroleum Products Quality Standard

During the period under review, EWURA collected 558 samples from petrol stations, petroleum consumer installations, petroleum tankers, petroleum storage depots, condensate operators and products seized by Police Force. Quality testing was conducted on the collected samples to check their conformance to Tanzanian Standards. Out of the collected samples, 68 samples, equivalent to 12.19% did not conform to Tanzanian Standards.

## Compliance to HSE Requirements

Two operators were found to be operating in a manner that is detrimental to HSE requirements whereas petroleum products were offered for sale in residential buildings. One operator was found storing LPG cylinders and conducting LPG business in residential premises in Morogoro while another operator was found selling petrol from plastic tanks stored in a residential house constructed with wooden materials at Iguguno village in Singida region. All operators were ordered to stop operations and decommission any installation for conducting such a business.

## Challenges in the Petroleum Mid and Downstream Sub-sector

On the other hand, the sub-sector experienced the following challenges: lack of a Single Receiving Terminal which would reduce the time for receiving liquid petroleum products, inadequate petrol stations in rural areas due to high capital investment required for construction while the demand in these areas is low; illegal imports of petroleum products from neighbouring countries; lack of public knowledge regarding petroleum products pricing resulting in public uproars whenever prices increase, limited capacity of the LPG offloading facility in terms of the resulting in high prices as the industry fails to obtain economies of scale, low offloading flow rate due to having flowmeters that have smaller inlet pipelines compare to the receiving pipeline from the vessel and poor planning of vessel line up at KOJ2 leading to high demurrage costs, high cost of LPG starter packs causing a barrier to increase users of LPG, continued illegal decanting of LPG and multiple regulation of the LPG business.



# 1. INTRODUCTION

EWURA publishes the Mid and Downstream Petroleum Sub-Sector Performance Report on an annual basis. This is the seventh edition since EWURA started publishing these reports in 2014. The report provides data and information regarding the regulatory tools used in regulating the sub-sector, available petroleum infrastructure, petroleum products importation, movement of petroleum prices in the world and local market, performance of the fuel marking program and operators compliance to various rules and regulations including supply of products that meet TBS quality standards.

The available infrastructure in the petroleum sub-sector include offloading facilities, petroleum storage depots, petrol stations, LPG storage facilities, lubricant storage facilities and lubricant blending plants.

## 1.1 Regulatory Instruments and Standards

The mid and downstream petroleum sub-sector is regulated using various legal instruments and standards. These instruments include: The National Energy Policy 2015, the Petroleum Act 2015 Cap 392, EWURA Act, Cap 414 and other cross-cutting regulatory instruments.

### 1.1.1 Legislations

In addition to the above mentioned legislative tools, there are various subsidiary legislations that are used in regulating the mid and downstream petroleum sub-sector. These include:

- (i) The Petroleum (General) Regulation, 2011 GN. No. 163
- (ii) The Petroleum (Bulk Procurement) Regulations, 2017 GN. No. 198
- (iii) The Petroleum (Wholesale, Storage, Retail and Customer Installation Operations) Rules, 2020 GN. No. 817
- (iv) The Petroleum (Retail Operations in Townships and Villages) Rules, 2020 GN. No. 818
- (v) The Petroleum (Liquefied Petroleum Gas Operations) Rules, 2020 GN. No. 825
- (vi) The Petroleum (Marine Loading and Offloading) Rules, 2018 GN. No. 379
- (vii) The Petroleum (Refinery Operations) Rules, 2018 GN. No. 378
- (viii) The Petroleum (Lubricants Operations) Rules, 2020 GN. No. 50
- (ix) The Petroleum (Waste Recycling) Rules, 2017 GN. No. 220
- (x) The Petroleum (Sampling and Testing) Rules, 2010 GN. No. 211
- (xi) The Petroleum (Marking and Quality Control) Rules, 2010 GN. No. 210
- (xii) The Petroleum (Pipeline Operations) Rules, 2015 GN No. 477
- (xiii) The Petroleum (Licensing Fees) Rules, 2020 GN. No. 816
- (xiv) The Petroleum (Bitumen and Petcoke Operations) Rules, 2016 GN. No. 99
- (xv) The Energy and Water Regulatory Authority (Petroleum Products Price Setting) Rules, 2009 GN. No. 5 and its subsequent amendments; and
- (xvi) Energy and Water Utilities Regulatory Authority (Compounding of Offences) Regulations, 2020 GN. No. 397

## 1.1.2 Petroleum Products and Infrastructure Standards

Pursuant to section 30(2)(b) of the Petroleum Act, Cap. 392, EWURA is mandated to monitor the quality and standards of petroleum products. In performing its regulatory activities, the Authority ensures that, petroleum products and infrastructure comply with standards whereby the Tanzania Bureau of Standards (TBS) is the statutory body in Mainland Tanzania whose main responsibility, among others, include formulation of standards. In developing Tanzanian standards related to petroleum products and facilities, TBS involves key stakeholders including EWURA. International standards are used in absence of National standards. The list of applicable national standards is as shown below:

### Petroleum Products Standards

- (i) TZS 580:2017 (E) Illuminating Kerosene (IK) – specification;
- (ii) TZS 798:2017 Automotive Service Greases – specification;
- (iii) TZS 818:2004 Liquefied Petroleum Gas – specification;
- (iv) TZS 647:2014 Engine Oils – Minimum Performance – specification;
- (v) TZS 667:2014 Motor Vehicle Brake Fluids – specification;
- (vi) TZS 673:2013 Fuel Oil specifications;
- (vii) TZS 672: 2012 - EAS 158:2012 ICS 75.160,20: Automotive gasoline (premium motor spirit) – specification;
- (viii) TZS 674:2012 - EAS 177:2012 ICS 75.160.20: Automotive gasoil (automotive diesel) – specification;
- (ix) TZS 1099:2012 Automotive Biodiesel Fuel specifications; and
- (x) TZS 1068 (9):2008/ISO 6743-9 Lubricants, Industrial Oils and related products (Class I) Classification – Part 9: Family X (Greases).

### Petroleum Infrastructure Standards

- (i) TZS 1076:2008 Selection, specifications, installations, operations and measuring instruments on petroleum storage tanks;
- (ii) TZS 1113:2009 Depot for storage of petroleum products;
- (iii) TZS 1114:2009 Road transport vehicles, containers, and equipment used for transportation of dangerous petroleum products;
- (iv) TZS 1115:2009 Petroleum Products Retail Outlets;
- (v) TZS 1079:2009 Installation of underground storage tanks, pumps/dispensers and pipe work at service stations and consumer installations; and
- (vi) Code of practice for cleaning of the petroleum storage tanks and disposal of sludge.

## 2. LIQUID PETROLEUM PRODUCTS INFRASTRUCTURE

### 2.1 Offloading/Receiving Facilities

All liquid petroleum products are imported using marine tankers which are received through berthing facilities located at Dar es Salaam, Tanga and Mtwara ports. The ports are also used to receive petroleum products destined to neighbouring landlocked countries of Zambia, Uganda, DRC, Malawi, Rwanda, and Burundi with most of the imports being received through Dar es Salaam port.

Mtwara port is designated to receive petroleum products mainly to serve the demand for Mtwara, Lindi and Ruvuma regions whereas Tanga port is designated to receive petroleum products mainly to serve the demand of the Northern regions of Tanga, Kilimanjaro, Manyara and Arusha. Nonetheless, products received through the two ports can be distributed to other regions and transited to the neighbouring countries. **Table 1** indicates the maximum safe operating capacity and products received at the berthing facilities at each port.

**Table 1: Maximum Safe Operating Capacity and Products Received by Berthing Facility at each Port**

S/N	Name of the Port	Maximum Safe Operating Capacity of the Vessels that be handled (DWT)	Products that can be Received through the facility
1	<b>Dar es Salaam</b>		
	SBM	150,000	Diesel and Crude Oil
	KOJ <sub>1</sub>	45,000	Petrol, Heavy Fuel Oil (HFO), Kerosene, Jet A-1 and Diesel
	KOJ <sub>2</sub>	5,000	Back loading of Petrol, Diesel, Kerosene and Jet A-1 to Zanzibar
2	<b>Tanga</b>	40,000	Diesel, Petrol and Kerosene
3	<b>Mtwara</b>	38,000	Diesel and Petrol

### 2.2 Petroleum Storage Terminals

#### 2.2.1 Receiving terminals

Tanzania Mainland has 22 operational petroleum receiving terminals located around Dar es Salaam, Tanga and Mtwara ports with a total storage capacity of 1,288,101 cubic metres. These terminals receive petroleum products directly from berthing facilities and can store products to meet the country's demand for about 112 days. **Appendix 1** presents the storage capacities of each receiving terminal.

#### 2.2.2 Inland storage depot

There are 29 upcountry inland storage depots with a total storage capacity of 75,625 cubic metres. These depots can receive products from terminals by means of railway wagons and trucks. However, as most of the petroleum products are transported by road tankers, use of these depots was considered to be cost inefficient mainly due to double handling costs. As a result, most of these depots are non-operational. Road tankers are now used to transport petroleum products directly from receiving terminals at the ports to the petroleum retail outlets and consumer installations. Following revival of the railway route from Tanga

to Isaka, Kigoma and Mwanza, some of the inland storage depots have been rehabilitated and have started operations. The capacities of inland storage depots are presented in **Appendix 2**.

### 2.2.3 TAZAMA Receiving Terminal

TAZAMA Pipelines Limited receives spiked crude oil through SBM and stores the product at its receiving terminal located at Kigamboni District in Dar es Salaam with a total storage capacity of 231,000 cubic metres. The crude oil received at the terminal is transported by a pipeline to Indeni refinery located in Zambia.

## 2.3 Transportation Infrastructure

Distribution of petroleum products within Tanzania Mainland from the receiving terminals at the ports is mainly done by road using road tankers. Road tankers are also used to transit petroleum products to landlocked neighbouring countries.

Despite the use of road tankers to transport most of the petroleum products, the Tanga to Isaka, Kigoma and Mwanza has been revived and is used to transport petroleum products. The railway wagons are now used by GBP to transport products from the Tanga Terminal to storage depots in Kigoma and Mwanza. Other companies with inland storage depots along the route are also considering rehabilitating their storage depots so as to start transporting petroleum products using the railway line.

TAZAMA Pipelines Limited, owns and operates a pipeline with a total length of 1,710 km and throughput capacity of 1,100 MT per annum. The pipeline transports spiked crude oil from Kigamboni, Dar es Salaam in Tanzania to Indeni Refinery located at Ndola in Zambia.

*68 rural petrol stations were licenced in 2020 making a total of 197 licenced petrol stations in rural areas by the end of 2020, increasing from 129 petrol stations in 2019*

## 3.4 Petrol Stations

As of 31st December 2020, there were 1,759 operational petrol stations in the country compared to 1,596 reported in the previous year, equivalent to an increase of 10.2%. An increase in the number of petrol stations is attributed to increased demand of petroleum products, growth in economic activities and an increase in road networks. Most of these petrol stations are located in urban areas despite the fact that there is increased demand of petroleum products in rural areas.

Various measures are taken by the Government to increase investments in petrol stations in rural areas. The measures include issuing conditional licences to operators of rural petrol stations so that they can continue to offer services provided the facility meets the minimum technical required standards without jeopardising HSE requirements. In addition, the Petroleum (Wholesale, Storage, Retail and Consumer Installation Operations) Rules have been reviewed such that retailers who own at least four petrol stations in a city, municipality or district township are obligated to construct at least one petrol station in township or village that has no station.

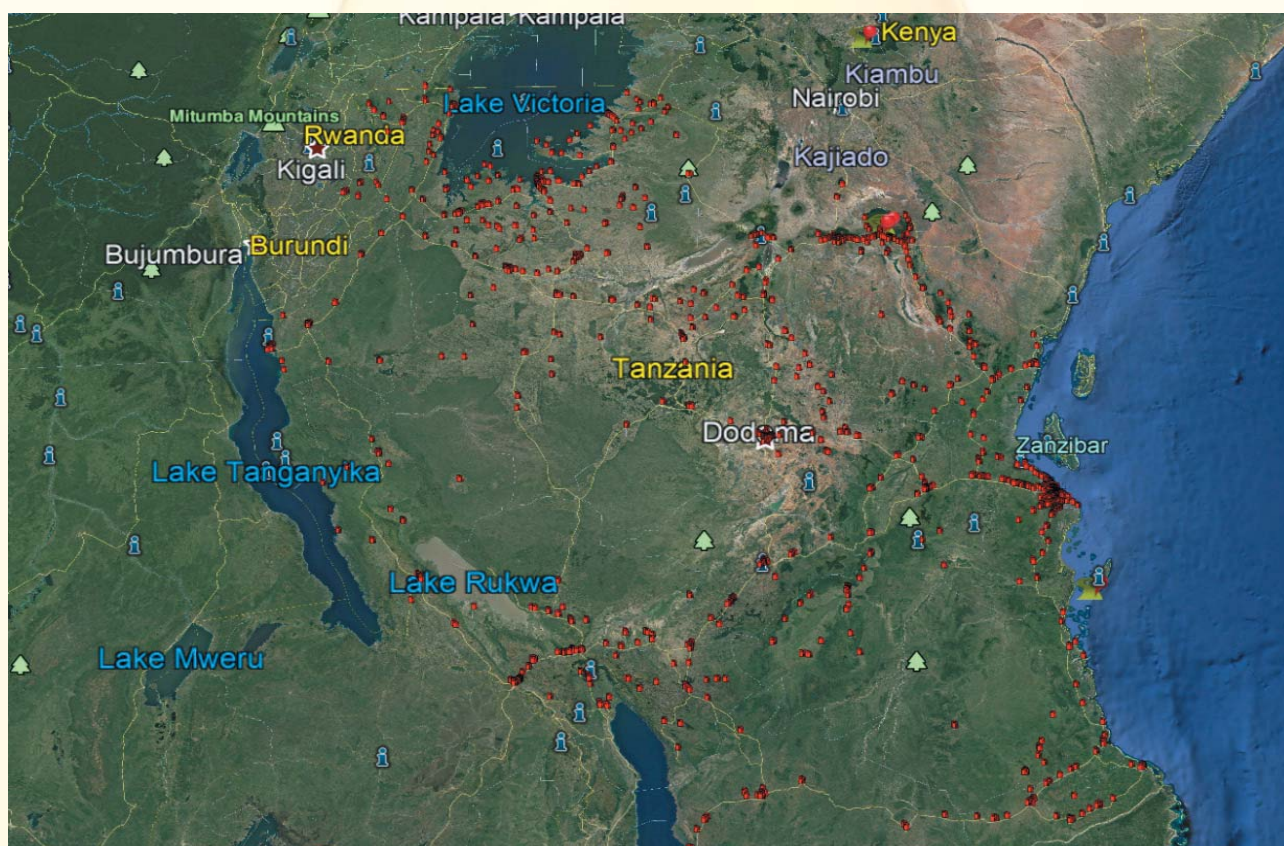
**Table 2** presents the number of licenced petrol stations in each region. In addition, Figure 1 presents the spatial distribution of the stations in Dar es Salaam while **Figure 2** presents the spatial distribution of the stations country wide.

**Table 2: Licensed Petrol Stations in Mainland Tanzania as of 31st December 2020**

Region	No. of Urban Petrol Stations	No. of Rural Petrol Stations	Total Number of Petrol Stations
Arusha	96	2	98
Coast	94	7	101
Dar es Salaam	265	0	265
Dodoma	78	9	87
Geita	55	12	67
Iringa	38	0	38
Kagera	73	8	81
Katavi	12	4	16
Kigoma	43	5	48
Kilimanjaro	82	14	96
Lindi	37	7	44
Manyara	43	4	47
Mara	42	24	66
Mbeya	67	10	77
Morogoro	84	8	92
Mtwara	40	9	49
Mwanza	94	16	110
Njombe	29	11	40
Rukwa	17	3	20
Ruvuma	34	4	38
Shinyanga	59	5	64
Simiyu	24	6	30
Singida	25	10	35
Songwe	33	4	37
Tabora	35	4	39
Tanga	63	11	74
<b>Grand Total</b>	<b>1,562</b>	<b>197</b>	<b>1,759</b>



**Figure 1: Spatial Distribution of Petrol Stations in Dar es Salaam**



**Figure 2: Spatial Distribution of Retail Outlets in the Country**

## 3. LIQUID PETROLEUM PRODUCTS SUPPLY AND CONSUMPTION

### 3.1 Importation of Petroleum Products through the Bulk Procurement System (BPS)

Through imports coordination by PBPA, the country continued to import petrol, diesel, kerosene and Jet A-1 through BPS. Other petroleum products including LPG, HFO, lubricants, base oil, petcoke and bitumen are procured independently by companies licenced to import and sell the products on wholesale.

A total of 87 BPS tenders were floated in 2020 which is a decline of five tenders compared to 92 BPS tenders floated in 2019. The decrease in tenders is attributed to low demand of petroleum products in the country and mostly in the neighbouring countries during the year due to the outbreak of COVID-19 pandemic. **Table 3** indicates a summary of suppliers who won BPS tenders and the number of tenders won during the year under review and **Appendix 4** presents a list of all BPS tenders, the winning bidders and the corresponding premiums.

**Table 3: Winning Suppliers and Number of Tender Won in the year 2020**

S/N	BPS Tender Winner	No. of Tender Won	%
1.	Sahara Energy Resources	28	32%
2.	Addax Energy SA	19	22%
3.	Vitol Bahrain EC	16	18%
4.	TOTSA Total Oil Trading SA	13	15%
5.	Trafigura PTE Ltd	5	6%
6.	Alchemist Energy Trading DMCC	2	2%
7.	Galana Petroleum Ltd	1	1%
8.	GBP Tanzania Ltd	1	1%
9.	ASA ENERGY FZCO	1	1%
10.	HAPCO FZE	1	1%
	<b>TOTAL BPS Tenders</b>	<b>87</b>	<b>100%</b>

As shown in **Figure 3**, the weighted average premiums in 2020 increased by 13%, 11% and 23% for diesel, petrol and Jet A-1/kerosene, respectively, when compared to the weighted average premiums in 2019. The increase in premiums is mainly attributed to the increased cost of shipping especially during the months when the oil producing countries had high stocks and limited storage capacities resulting in the use of oil tankers as storage facilities.

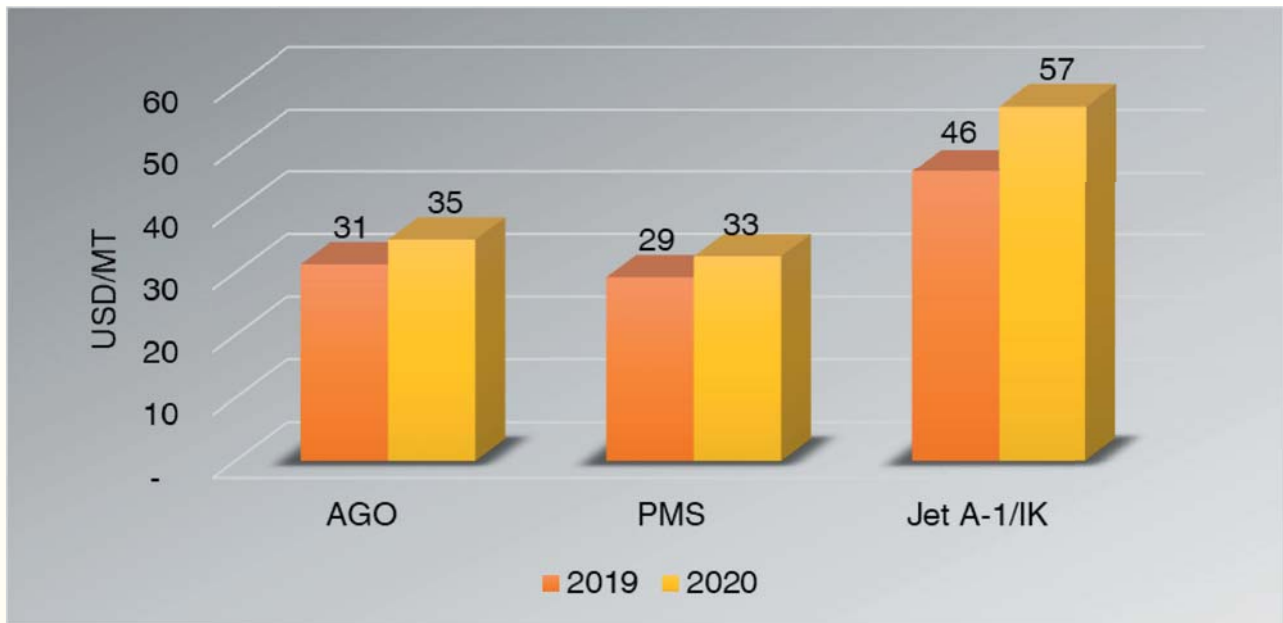


Figure 3: Weighted Average Premiums in year 2019 and 2020

BPS tenders for supply of petroleum products through Dar es Salaam port continued to receive lower premiums compared to Tanga and Mtwara ports. The average premiums for supply of petroleum products through the three ports is as shown in **Table 4**. The monthly premiums of each petroleum product for each port are as provided in **Appendix 5**.

Table 4: Weighted Average Premiums for each Port

Port	Number of BPS Tenders / Cargoes	Diesel	Petrol	Jet A-1 / IK
		Weighted Average Premium USD/MT	Weighted Average Premium USD/MT	Weighted Average Premium USD/MT
Dar es Salaam	81	34.66	32.19	56.76
Tanga	7	49.80	39.53	56.00
Mtwara	7	50.65	41.60	--

### 3.2 Quantities of Imported Liquid Petroleum Products

The main imported petroleum products are petrol, diesel, kerosene, Jet A-1, HFO. In the year 2020, a total of 5,778,481,180 litres were imported which is a 6.1% decrease compared to 6,153,571,595 litres imported in year 2019 as shown in **Table 5**. The decrease in imports is mainly due to decreased transit imports following lockdowns in neighbouring countries and slowdowns in economic activities during the COVID-19 pandemic. As a result, local imports were much higher than imports for transit whereas local imports accounted for 62% of the total imports in 2020 compared to 57% in 2019 as shown in **Figure 4**.

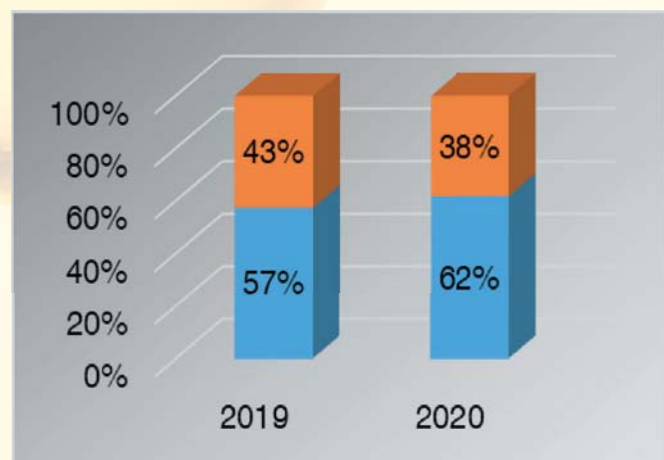


Figure 4: Local vs Transit Petroleum Products Imports in 2019 and 2020

**Table 5: Total Local and Transit Products Imports in year 2019 and 2020 (in Litres)**

Description	Local Imports	Transit Imports	Total
2019	3,537,891,891	2,615,679,703	6,153,571,595
2020	3,561,734,766	2,216,746,414	5,778,481,180
% Change	0.7%	-15.3%	-6.1%

While there was a decline in total imports in the year 2020, local imports increased by 0.7% from 3.54 million litres imported in 2019 to 3.56 million litres imported in 2020. The increase is mainly attributed to increases in importation of petrol and HFO despite a decrease in importation of other products as depicted in **Table 6**. This increase is mainly attributed to increased agricultural and fishing activities during the second half of 2020. As shown in **Table 6**, local imports of diesel and Jet A-1 declined by 2.6% and 35.6%, respectively, due to reduced ground transportation and halted international flights around the world during the early months of the COVID-19 pandemic.

**Table 6: Total Local and Transit Products Imports in year 2019 and 2020 (in Litres)**

		2019	2020	% Change
Local Imports	Diesel	2,021,033,634	1,969,238,830	-2.6%
	Petrol	1,279,302,572	1,414,130,416	10.5%
	Kerosene	35,497,526	34,154,592	-3.8%
	Jet A-1	182,220,109	117,414,976	-35.6%
	HFO	19,838,051	26,795,952	35.1%
Transit Imports	Diesel	1,577,021,578	1,347,691,409	-14.5%
	Petrol	882,174,312	755,620,388	-14.3%
	Jet A-1/Kerosene	148,622,773	105,589,971	-29.0%
	HFO	7,861,041	7,844,645	-0.2%

### 3.3 Consumption of Liquid Petroleum Products

In the year 2020, a total of 3,627,103,444 litres of liquid petroleum products was consumed, equivalent to a 3% increase when compared to 3,528,451,250 litres consumed in year 2019 as depicted in **Table 7**.

**Table 7: Petroleum Product Consumption in year 2019 and 2020 (in Litres)**

	Diesel	Petrol	Kerosene	HFO	Jet A-1	IDO	TOTAL
2019	1,966,887,503	1,266,503,371	42,008,914	35,232,184	217,396,436	422,842	3,528,451,250
2020	2,014,652,962	1,432,829,462	34,611,710	27,546,003	117,314,472	148,835	3,627,103,444
%Change	2%	13%	-18%	-22%	-46%	-65%	3%

The main business segments that consume the petroleum products and stimulate the growth of the downstream petroleum sub-sector include transportation, industries, construction, power generation, mining and aviation. The quantities of petroleum products consumed by each business segment is as shown in **Table 8**. In the year under review, direct customers (industry & agriculture) consumed 49% of the total consumed petroleum products and the retail outlet segment (transportation) consumed 42%. Consumption in power generation was almost negligible due to utilisation of other energy sources especially hydro and natural gas as well as shut down of most diesel power generators after the areas were connected to the main grid.

**Table 8: Petroleum Consumption by Category for year 2020 (in Litres)**

Category	Diesel	Petrol	Kerosene	HFO	Jet A-1	IDO	TOTAL	%
Direct Customers (Industries and agriculture)	1,067,307,898	632,771,868	-	19,223,150	-	148,835	1,719,451,751	49.0
Retail (Transportations)	731,086,524	750,196,081	-	-	-	-	1,481,282,605	42.3
Mining (Others)	135,279,502	3,000	-	8,322,852	-	-	143,605,354	4.1
Aviation	-	-	-	-	117,314,472	-	117,314,472	3.3
Household	-	-	35,004,693	-	-	-	35,004,693	1.0
Power Generation	9,019,600	-	-	-	-	-	9,019,600	0.3
						<b>TOTAL</b>	<b>3,505,678,475</b>	

### 3.3.1 Petrol Station Sales

In the period under review, Dar es Salaam has continued to have the highest average sales per petrol station followed by Iringa, Mwanza, Arusha, Mbeya and Dodoma with an average annual sale of 4,106,847 litres 2,694,589 litres, 2,649,622 litres, 2,152,684 litres, 2,131,338 litres and 2,062,011 litres respectively. **Table 9** shows the average sales of petrol stations per region. This analysis is a guide to investors on investment decision with regards to development of petrol station.

**Table 9: Average sales of Petrol Stations per Region**

Region	Average Regional Consumption (in Litres)	Total Number of Petrol Stations	Average Petrol Station Annual Sales Volumes (in Litres)
Dar es Salaam	1,088,314,584	265	4,106,847
Iringa	102,394,390	38	2,694,589
Mwanza	291,458,469	110	2,649,622
Arusha	210,963,062	98	2,152,684
Mbeya	164,113,015	77	2,131,338
Dodoma	179,394,940	87	2,062,011
Coast	184,511,572	101	1,826,847
Tanga	129,706,398	74	1,752,789
Katavi	26,840,264	16	1,677,516
Mtwara	80,284,215	49	1,638,453
Ruvuma	62,127,151	38	1,634,925
Morogoro	146,499,945	92	1,592,391
Njombe	62,328,544	40	1,558,214
Shinyanga	88,424,802	64	1,381,638
Singida	44,540,158	35	1,272,576
Kilimanjaro	119,129,834	96	1,240,936
Kagera	98,999,302	81	1,222,214
Tabora	42,364,210	39	1,086,262
Rukwa	19,258,982	20	962,949
Kigoma	45,141,428	48	940,446
Songwe	30,128,657	37	814,288
Manyara	34,063,310	47	724,751
Geita	40,690,071	67	607,314
Lindi	26,355,932	44	598,998
Mara	33,507,384	66	507,688
Simiyu	9,128,551	30	304,285
<b>Grand Total</b>	<b>3,360,669,168</b>	<b>1,759</b>	<b>39,142,573</b>

### 3.3.2 Aviation Fuel Consumption and Distribution

In the year 2020, there were three main suppliers of aviation fuels at the airports. The suppliers were PUMA Energy (T) Ltd, Total (T) Ltd/ GAPCO (T) Limited and Oilcom (T) Ltd. A total of 123,592,411 litres of Jet A-1 and 516,138 litres of Avgas were distributed and consumed at various airports.

Jet A-1 refills in airplanes that departed from Julius Nyerere International Airport (JNIA) accounted for 72% of the consumed fuel. The high consumption level at JNIA is mainly due to a high number of flights passing through JNIA compared to other airport. On the other hand, Dodoma Airport led on refills of Avgas accounting for 30% of the total consumed AvGas. The high consumption of AvGas at Dodoma Airport is due to an increase of small aircraft flying to and from Dodoma. For other airports, the consumption of Jet A-1 and AvGas is indicated in **Figure 5**.

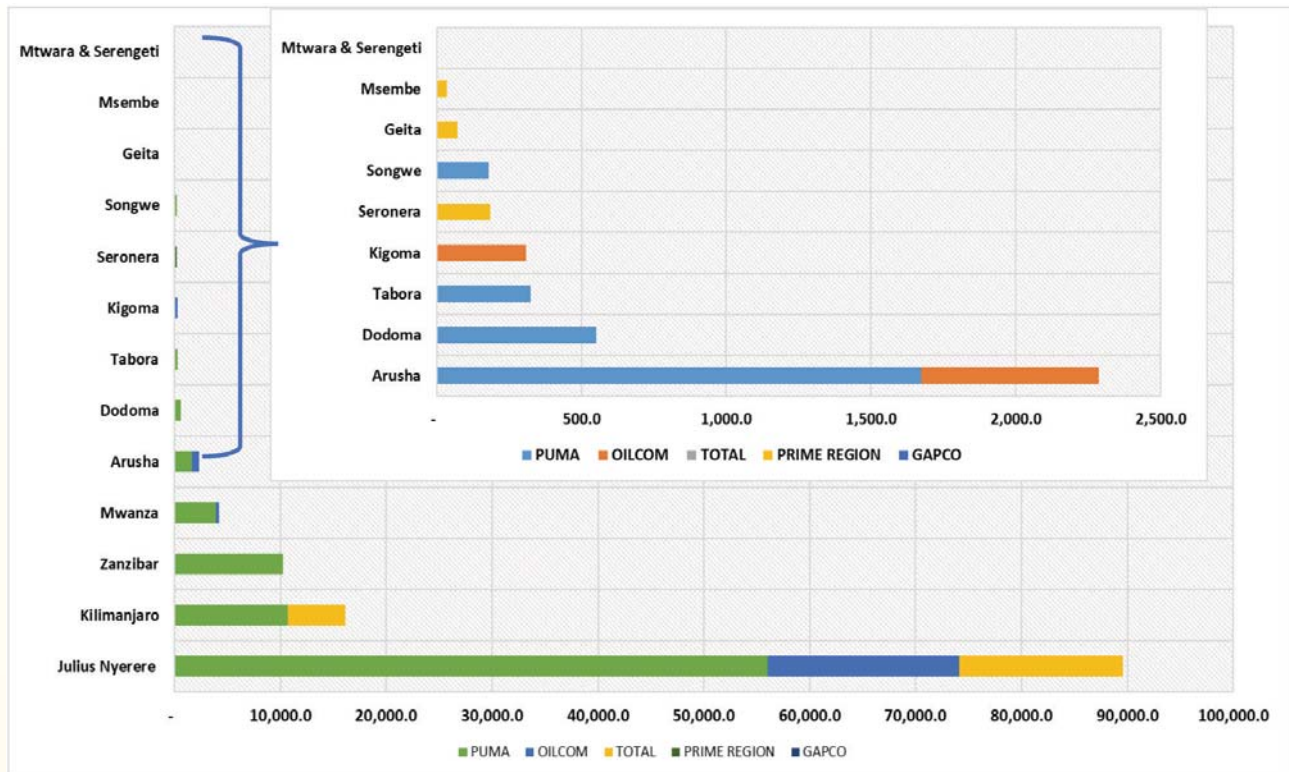


Figure 5: Jet A-1 Consumption and Distribution by Airport and Company (in litres)

### 3.4 Stock Availability

In accordance to Regulation 6 of the Petroleum (General) Regulations of 2011, each wholesaler is required to maintain physical operational stock sufficient to meet 15 days products requirement of its local market share. This is to ensure that at all times, the country has sufficient supply of petroleum products to meet the demand of the products. The petroleum products stock levels are monitored by EWURA through monthly stocks simulation based on the available stocks and those to be imported through BPS in the subsequent months. In addition, EWURA monitors the wholesalers stock balances on weekly basis to ensure that there are sufficient products in the country.

In the year under review, the country had sufficient stocks to meet the demand of more than 15 days except in July and August 2020 where stock levels of petrol declines to an average of 10 days as indicated in **Figure 6** and **Figure 7**. The low stock levels of petrol in these months is attributed to a decline in the quantity of imported products in June and July 2020. Most wholesalers reduced their imports of the product due to having high stock levels from March through May 2020 and expectations of a continued decline in daily consumption levels from an average of 3,309,020 litres recorded in April 2020 due to measures taken to curb the COVID-19 pandemic. However, most economic activities resumed from June 2020 with demand for petrol increasing by 7% on a monthly basis in June and July 2020 with a further increase of 22% in September 2020 where the average daily demand for petrol reached 4,612,734 litres.

In order to ensure the country has sufficient stocks of petrol, in August 2020, the average daily consumption was revised by EWURA based on the average consumption level during the month. Thereafter, a stock simulation for September and October 2020 was conducted to determine the wholesalers who would not have sufficient stocks to meet the demand of their market during the two months. Wholesalers who were found to have insufficient stocks were ordered by EWURA to increase their imports to ensure the country had sufficient

petroleum products. The stock levels of petrol were restored since September 2020 and EWURA continues to monitor the availability of petroleum products in the country.

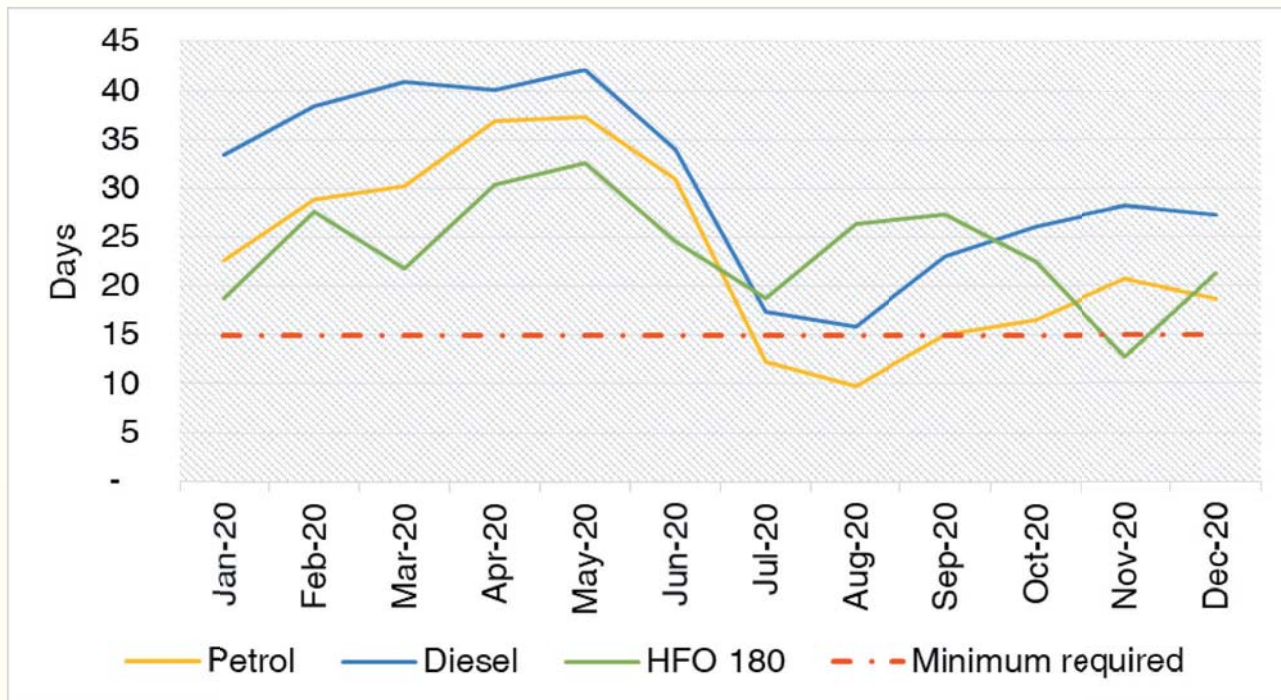


Figure 6: Average Stock Days for Petrol, Diesel and HFO in 2020

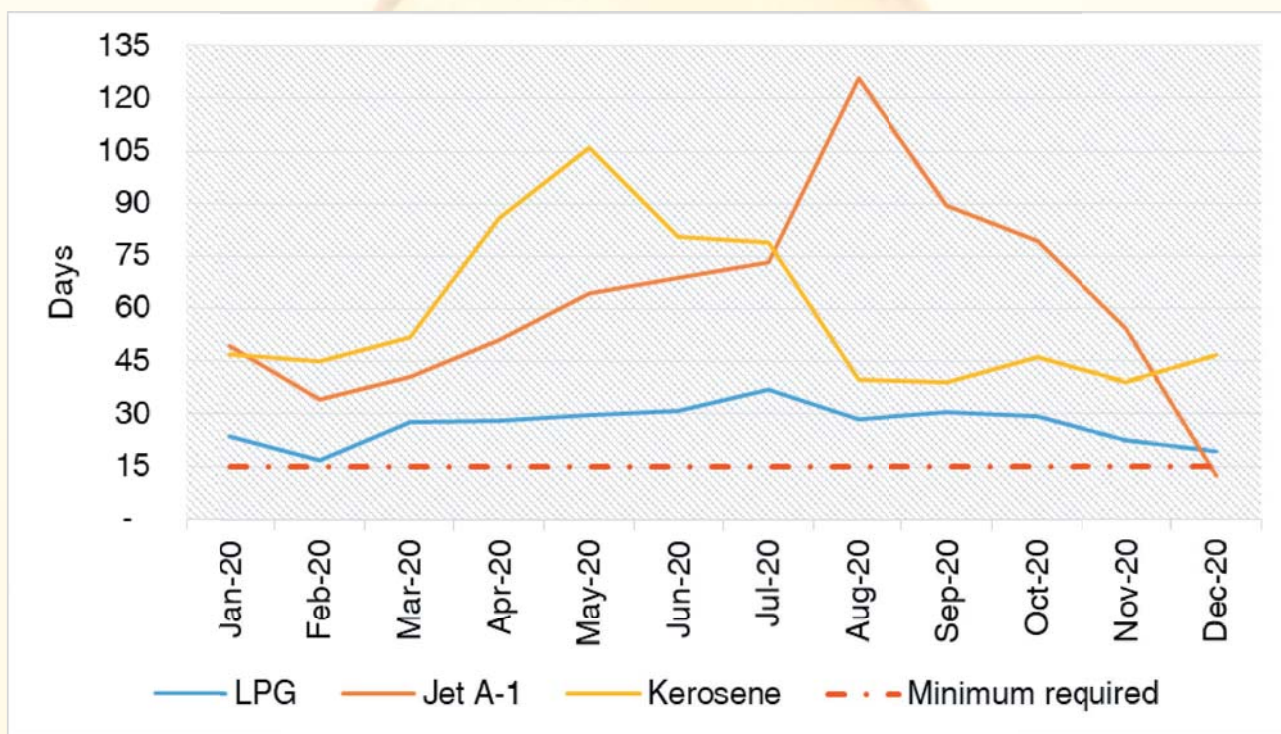


Figure 7: Average Stock Days for Kerosene, Jet A-1 and LPG in 2020

## 4. PRICES OF LIQUID PETROLEUM PRODUCTS

The prices of petroleum products in the mid and downstream sub-sector were determined and published in accordance with Section 166 of the Petroleum Act, Cap 392. Petroleum wholesale and retail cap prices for diesel, petrol and kerosene are set on a monthly basis as required by the Energy and Water Utilities Regulator Authority (Petroleum Products Price Setting) Rules.

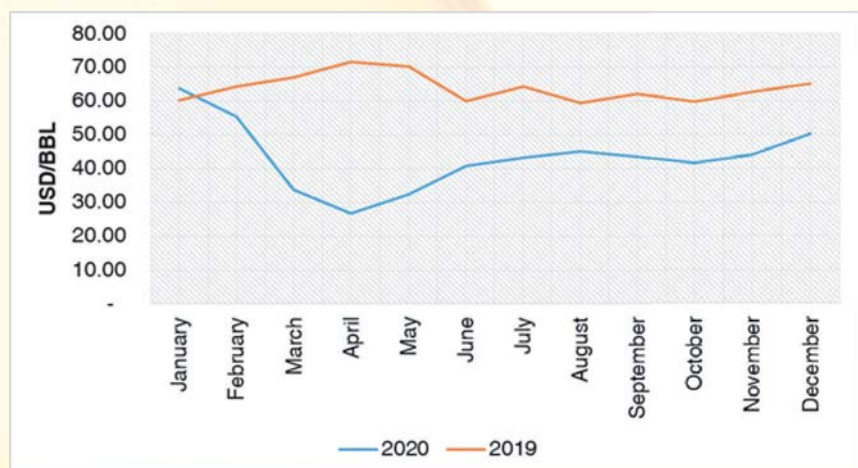
### 4.1 Trend of World Prices for Petroleum Products

Most of the petroleum products that are supplied in Tanzania originate from the Arab Gulf with some suppliers originating from Oman and India. The crude oil prices that affect the Tanzanian market is thus the Brent crude oil prices while the FOB prices are dependent on the price reference specified in the Supply and Shipping Contracts. Currently, prices of petrol are based on the Mediterranean (MED) market prices while prices of diesel, Jet A-1 and kerosene are based on the Arabian Gulf (AG) market prices as published by Platts.

#### 4.1.1 World Market Crude Oil Prices

In the year under review, the average price of crude oil stood at USD 43.34 per barrel compared to USD 63.93 per barrel in 2019, equivalent to a decrease of 32%. The trend of crude oil prices is as shown in **Figure 8**.

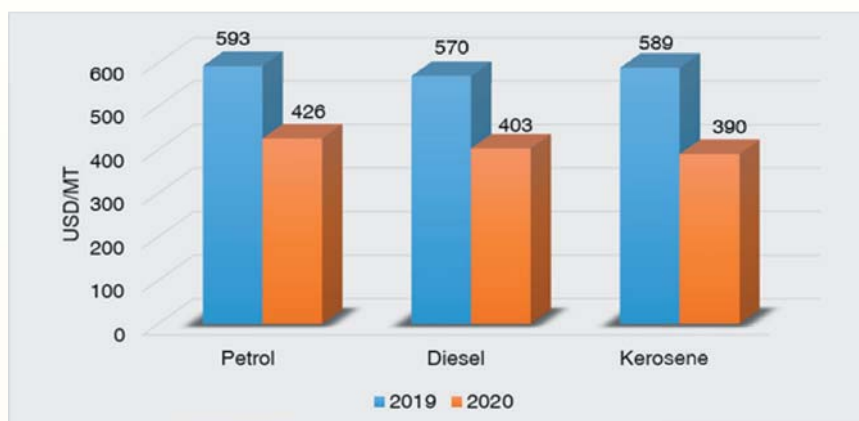
In the year 2020, the COVID-19 pandemic outbreak led countries into lockdowns resulting into slowdown in most economic activities worldwide and a halt to some activities. This led to a deep fall in demand leaving oil producers with excess crude oil and limited storage capacity. The excess supply was also contributed by a price war between Russia and Saudi Arabia. As a result, prices of crude oil declined with the Brent crude prices averaging at USD 26.63 per barrel in April 2020 which was a 58% decrease compared to prices in January 2020.



**Figure 8: The Trend of Brent Crude Oil Prices in 2019 and 2020**

#### 4.1.2 World Refined Petroleum Products Market Prices

In the year under review, the average FOB prices for refined petroleum products in the world market also recorded a decreasing trend. The average prices for petrol, diesel and kerosene were USD 426/MT, USD 403/MT and USD 390 USD/MT which is equivalent to a decrease of 28%, 29% and 34% respectively, when compared to the average FOB prices of 2019. The world market FOB prices for petrol, diesel and kerosene/ Jet A-1 are shown in **Table 10** and **Figure 9**.



**Table 10: World Market Refined Petroleum Products FOB Price Trends in 2020 (in USD/MT)**

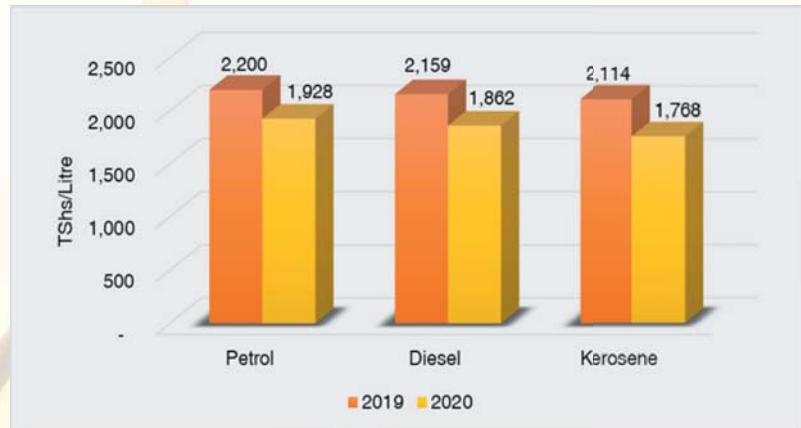
Month	Petrol	Diesel	Kerosene
January	592	552	574
February	580	571	585
March	578	551	572
April	529	475	484
May	397	402	291
June	214	249	291
July	261	300	291
August	389	367	291
September	389	369	333
October	405	359	333
November	394	320	333
December	386	321	301
<b>Average – 2020</b>	<b>426</b>	<b>403</b>	<b>390</b>
<b>Average – 2019</b>	<b>593</b>	<b>570</b>	<b>589</b>
<b>% Change</b>	<b>-28%</b>	<b>-29%</b>	<b>-34%</b>

## 4.2 Domestic Petroleum Product Prices

In the year under review, domestic wholesale and retail prices of petrol, diesel and kerosene were published on monthly basis for all districts in Mainland Tanzania. The prices were determined by considering the product costs at the receiving ports which include landed costs, local costs, Government taxes and margins to wholesalers and retailers to cover operating costs and a return on investment.

Given the decline in the prices of petroleum products at the world market following the price war between Russia and Saudi Arabia and measures taken to curb the COVID-19 pandemic, the local market also experienced a decline in pump prices.

In the year 2020, the average pump prices in Dar es Salaam were TShs 1,928/Litre, TShs 1,862/Litre and TShs 1,768/Litre for petrol, diesel and kerosene respectively, which is a decrease of 12%, 14% and 16% when compared to the average pump prices in 2019. **Error! Reference source not found.** provides the monthly pump prices for Dar es Salaam and **Figure 10** shows the average retail pump prices for Dar es Salaam in 2019 and 2020.

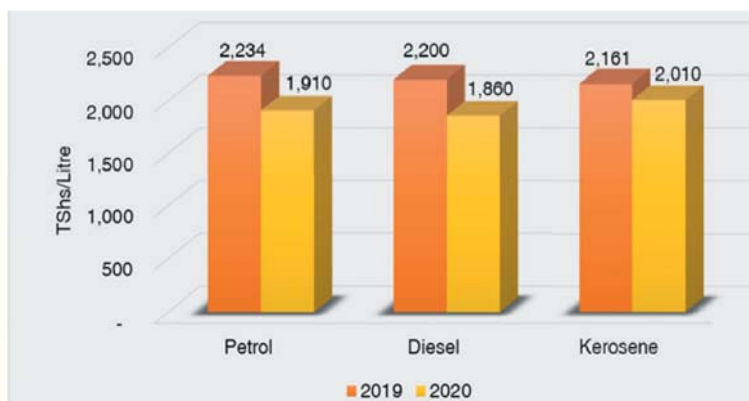


**Figure 10: Average Pump Prices for Dar es Salaam in 2019 and 2020**

**Table 11: Monthly Pump Prices for Dar es Salaam in 2020 (TShs/Litre)**

Month	Petrol	Diesel	Kerosene
January	2,206	2,121	2,075
February	2,226	2,195	2,119
March	2,204	2,153	2,116
April	2,087	1,989	1,923
May	1,868	1,846	1,568
June	1,520	1,546	1,568
July	1,693	1,716	1,568
August	1,832	1,785	1,568
September	1,852	1,793	1,692
October	1,877	1,778	1,695
November	1,902	1,734	1,707
December	1,865	1,687	1,621
<b>Average – 2020</b>	<b>1,928</b>	<b>1,862</b>	<b>1,768</b>
<b>Average – 2019</b>	<b>2,200</b>	<b>2,159</b>	<b>2,114</b>
<b>% Change</b>	<b>-12%</b>	<b>-14%</b>	<b>-16%</b>

Based on the cost of products received through Tanga port, the average pump prices at Tanga were TShs 1,910/Litre, TShs 1,860/Litre and TShs 2,010/Litre for petrol, diesel and kerosene respectively. This is equivalent to a decrease of prices by 14%, 15% and 7% respectively when compared to the average pump prices of 2019. **Table 12** provides the monthly pump prices for Tanga and **Figure 11** presents the average pump prices for Tanga in 2019 and 2020.

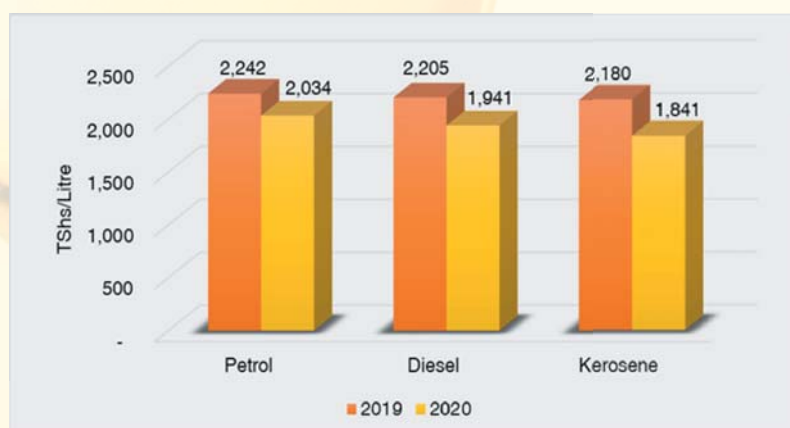


**Figure 11: Average Pump Prices for Tanga in 2019 and 2020**

**Table 12: Monthly Pump Prices for Tanga in the year 2020 (in TShs/Litre)**

Month	Petrol	Diesel	Kerosene
January	2,158	2,141	2,066
February	2,200	2,123	2,069
March	2,203	2,126	2,072
April	2,117	2,070	1,987
May	1,654	1,693	1,987
June	1,654	1,693	1,987
July	1,654	1,693	1,987
August	1,878	1,831	1,987
September	1,849	1,773	1,987
October	1,852	1,758	2,001
November	1,904	1,720	1,994
December	1,798	1,693	1,994
<b>Average – 2020</b>	<b>1,910</b>	<b>1,860</b>	<b>2,010</b>
<b>Average – 2019</b>	<b>2,234</b>	<b>2,200</b>	<b>2,161</b>
<b>% Change</b>	<b>-14%</b>	<b>-15%</b>	<b>-7%</b>

Similarly, the average pump prices for Mtwara, based on the cost of products received through Mtwara port were TShs 2,034/Litre, TShs 1,941/Litre and TShs 1,841/Litre for petrol, diesel and kerosene respectively, equivalent to a decrease of 9%, 12%, 16% respectively, when compared to average pump prices of 2019. **Table 13** provides the monthly pump prices for Mtwara and **Figure 12** presents the average pump prices for Mtwara in 2019 and 2020.



**Figure 12: Average Pump Prices for Mtwara in 2019 and 2020**

**Table 13: Monthly Pump Price in Mtwara in the year 2020 (in TShs/Litre)**

Month	Petrol	Diesel	Kerosene
January	2,186	2,169	2,147
February	2,221	2,147	2,191
March	2,267	2,182	2,189
April	2,267	2,182	1,995
May	2,138	2,182	1,640
June	2,138	1,731	1,640
July	1,765	1,731	1,640
August	1,904	1,857	1,640
September	1,887	1,816	1,765
October	1,894	1,820	1,768
November	1,904	1,737	1,780
December	1,834	1,733	1,693
<b>Average – 2020</b>	<b>2,034</b>	<b>1,941</b>	<b>1,841</b>
<b>Average – 2019</b>	<b>2,242</b>	<b>2,205</b>	<b>2,180</b>
<b>% Change</b>	<b>-9%</b>	<b>-12%</b>	<b>-16%</b>

#### 4.2.1 Exchange Rate

The currency used in procurement of petroleum products is the United States Dollar. As the products are sold in the market in the local currency, an exchange rate is determined each month during computation of petroleum products prices so as to convert the foreign currency to the local currency. In determination of the exchange rate, EWURA sources from the Bank of Tanzania the exchange rate obtained by Oil Marketing Companies when sourcing the Dollars to pay the products received at the storage terminals.

During the period under review, the average exchange was TShs 2,331 per USD indicating a 0.4% depreciation of the Shilling against the Dollar compared to TShs 2,322 per USD in 2019. **Table 14** and **Figure 13** present the exchange rates in 2019 and 2020.

**Table 14: Monthly Exchange Rates trend in 2019 and 2020 (TZS/USD)**

Month	2019	2020
January	2,334	2,308
February	2,378	2,316
March	2,437	2,324
April	2,349	2,304
May	2,270	2,342
June	2,270	2,359
July	2,293	2,342
August	2,298	2,362
September	2,303	2,355
October	2,301	2,314
November	2,309	2,318
December	2,319	2,325
<b>Average</b>	<b>2,322</b>	<b>2,331</b>
<b>% Change</b>		<b>0.4%</b>

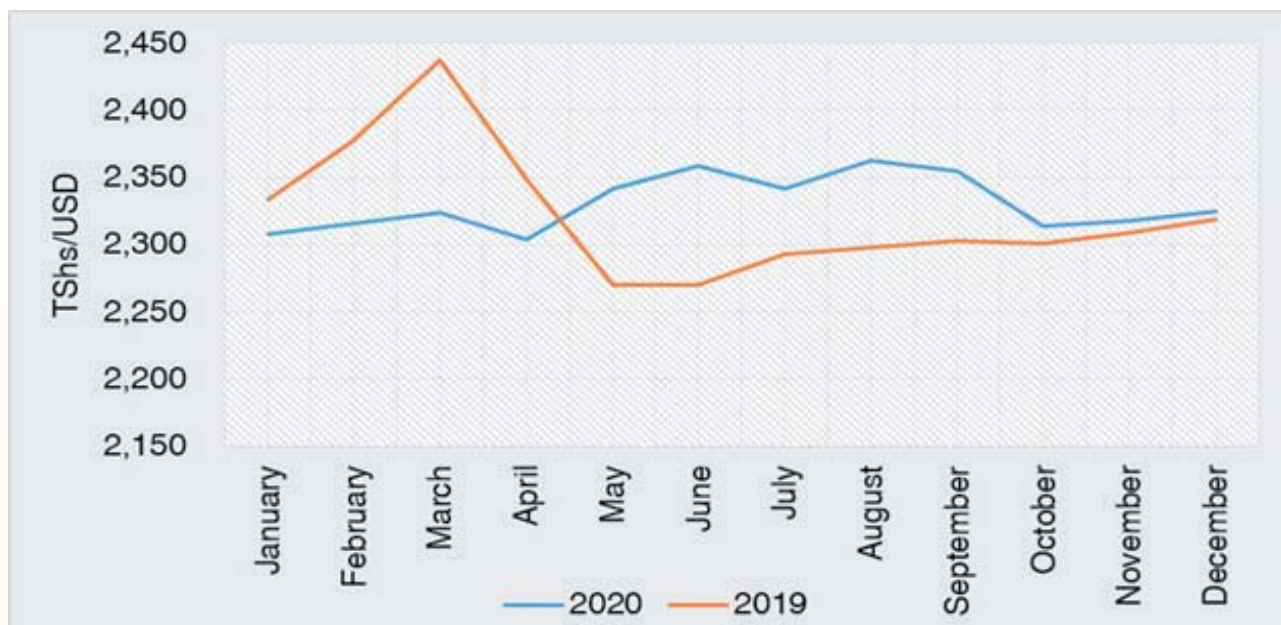


Figure 13: Monthly Exchange Rates in 2019 and 2020

#### 4.2.2 Demurrage Costs

Demurrage costs are the charges payable to petroleum suppliers due to delays in discharging petroleum products based on an agreed time as specified in the shipping and supply contracts. **Table 15** shows the trend of unit demurrage costs and demurrage days for the three ports. It may be noted that, Dar es Salaam port has the highest demurrage days due to congestion of vessels mainly at KOJ<sub>1</sub>, and frequent maintenance that were required at the facility during the year 2020. On the other hand, demurrage days at Mtwara port were the lowest due to low quantities of petroleum products discharged at the port.

Nonetheless, despite having the lowest demurrage days which leads to low demurrage costs, the unit demurrage cost at Mtwara is the highest as shown in **Figure 14**, which contributes to relatively higher prices in Mtwara compared to prices in other ports. In order to reduce unit demurrage costs at Mtwara port, there will need to be an increase in quantities of products imported through the port.

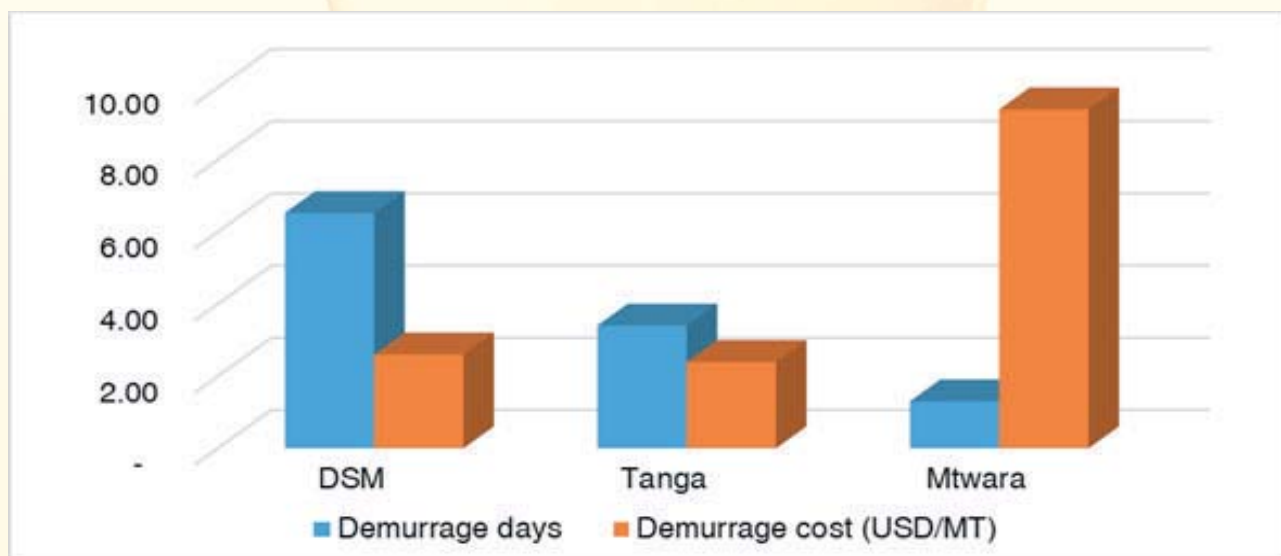
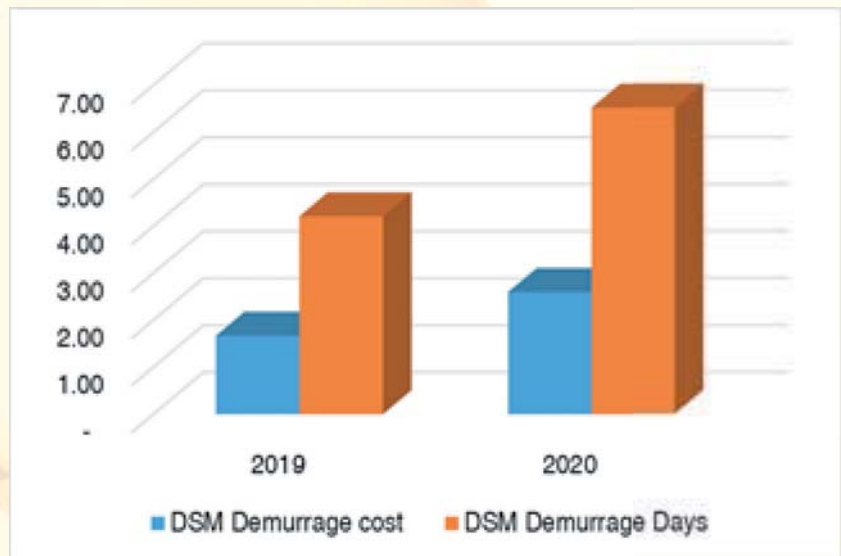


Figure 14: Demurrage Days and Unit Demurrage Cost at Dar es Salaam, Tanga and Mtwara ports

**Table 15: The Average Demurrage Cost and Days for the Three Ports in 2020**

	DAR ES SALAAM		TANGA		MTWARA	
	Rate USD/MT	Demurrage Days	Rate USD/MT	Demurrage Days	Rate USD/MT	Demurrage Days
January	2.57	6.56	1.4	2.4	7.8	2.0
February	2.41	4.45	2.7	4.2	7.0	1.6
March	2.69	7.47	2.7	4.9	9.0	1.3
April	2.75	6.76	7.7	8.3	9.0	1.3
May	3.39	8.43	2.6	4.3	1.1	0.7
June	2.09	4.73	--	--	13.8	0.7
July	1.25	2.40	2.6	4.3	13.8	0.7
August	1.33	3.03	2.9	3.8	9.3	0.9
September	2.50	5.98	1.8	2.5	15.2	1.6
October	2.27	6.83	0.6	1.1	13.9	2.1
November	3.98	9.79	0.5	0.7	4.1	1.2
December	4.02	11.85	0.7	1.0	8.8	1.5
<b>Average – 2020</b>	<b>2.60</b>	<b>6.52</b>	<b>2.39</b>	<b>3.40</b>	<b>9.39</b>	<b>1.30</b>
<b>Average – 2019</b>	<b>1.67</b>	<b>4.21</b>	<b>2.25</b>	<b>3.47</b>	<b>4.84</b>	<b>3.74</b>
<b>% Change</b>	<b>56%</b>		<b>6%</b>		<b>94%</b>	

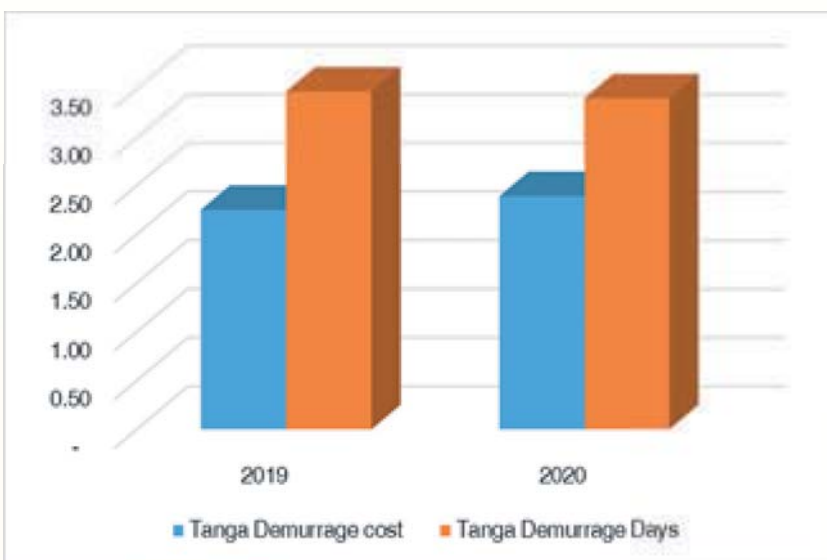
The average unit demurrage costs at Dar es Salaam port increased from USD 1.67/MT in 2019 to USD 2.60/MT in 2020 while demurrage days also increased from 4.21 days in 2019 to 6.53 days recorded in 2020. The increase in cost is attributed to increased demurrage days mainly due to several maintenance activities that had to be conducted at KOJ<sub>1</sub> and the increased number of vessels that need to berth at the facility.



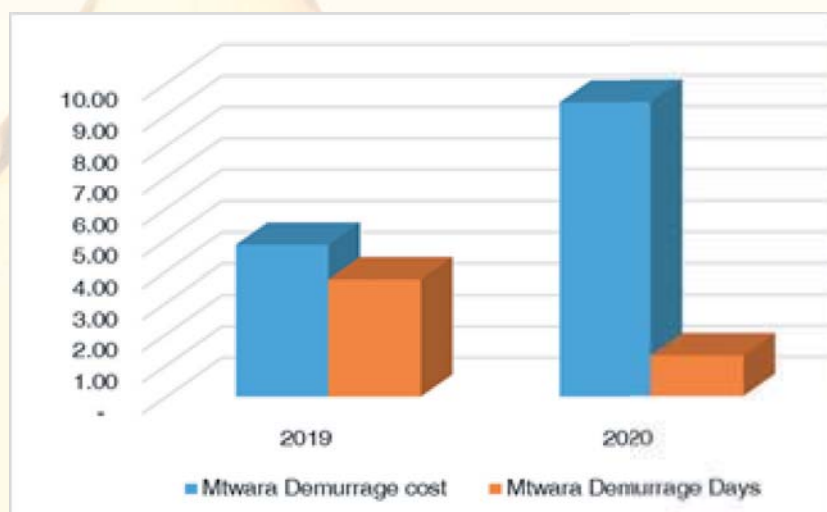
**Figure 15: DSM Port Demurrage Cost (USD/MT) and Demurrage Days**

The average unit demurrage costs at Tanga port increased from USD 2.25/MT in 2019 to USD 2.39/MT in 2020. Despite a decrease in demurrage days, the unit demurrage cost increased due to reduced quantities of products imported per vessel.

The average unit demurrage cost at Mtwara port increased from USD 4.84/MT in 2019 to USD 9.39/MT in 2020 despite a decrease in demurrage days from 3.74 in 2019 to 1.30 days in 2020. The unit cost is high due to low quantities of petroleum products imported through Mtwara port. The cost is expected to decline when more quantities are imported through the port especially when transit products to the neighbouring countries in the Southern part of the country start being imported through Mtwara port.



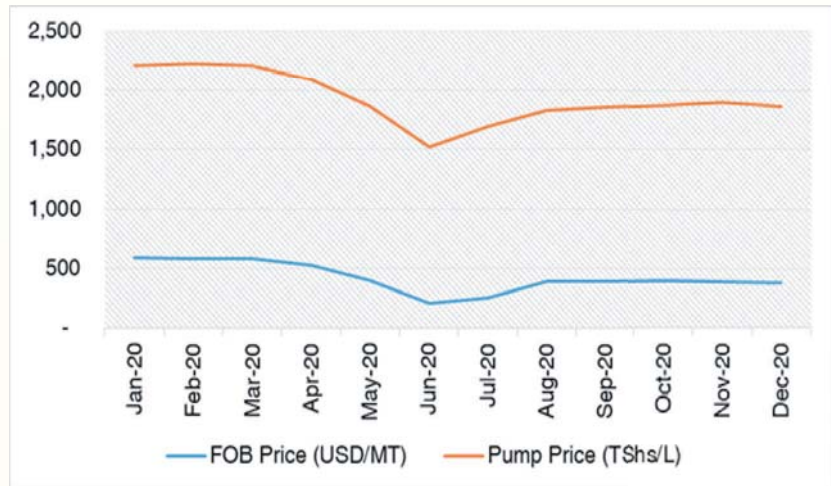
**Figure 16: Tanga Port Demurrage Cost (USD/MT) and Demurrage Days**



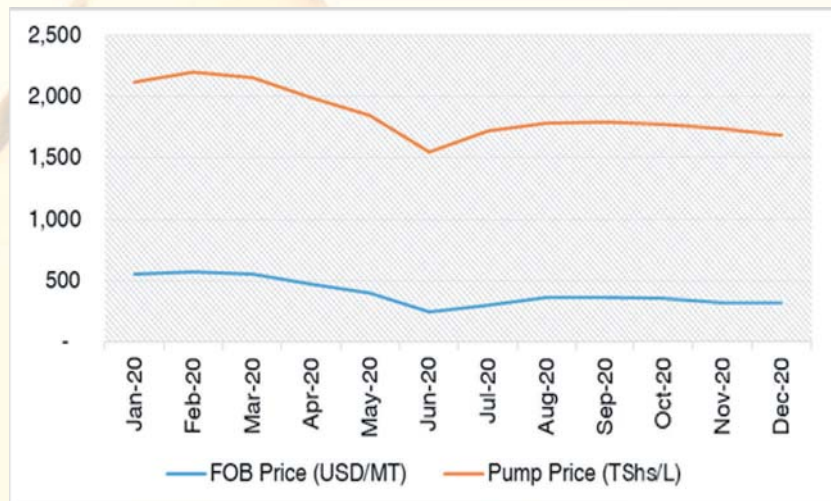
**Figure 17: Mtwara Port Demurrage Cost (USD/MT) and Demurrage Days**

### 4.2.3 Relationship between FOB prices and Local pump prices

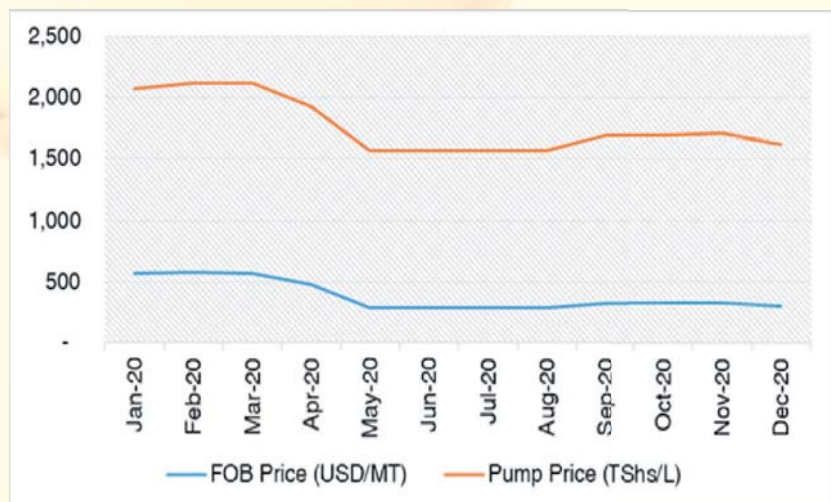
The fluctuations of refined petroleum products prices in the world market affect local pump prices as the country is dependent on imported products. The relationship between FOB prices of refined petroleum products and local pump prices during the period under review is shown in **Figure 18 to Figure 20**. The trend shows that local pump prices for diesel, petrol and kerosene move directly proportional to FOB prices.



**Figure 18: Relationship between Petrol FOB and Pump Prices in 2020**



**Figure 19: Relationship between Diesel FOB and Pump Prices in 2020**




**Figure 20: Relationship between Kerosene FOB and Pump Prices in 2020**

### 4.3 Market Share of Oil Marketing Companies

Oil Marketing Companies are allowed to conduct their business in accordance with the governing Acts, rules, and regulations. Legal actions are taken against operators who conduct business in anti-competitive practices such as distortion of fuel quality and selling petroleum products beyond cap prices.

In the year under review, the distribution and supply of petroleum products in Mainland Tanzania continued to be competitive as OMCs and retail operators participated fully in the market to ensure the country is supplied with petroleum products.

Five OMCs dominated 52.3% of the total market share. The companies are Puma (13.6%), Total (12.6%), Oryx (8.9%), GBP (8.7%) and MOIL (8.5%). Factors that contributed to dominance of the market by the five OMCs are investment done by the companies in the downstream supply chain and distribution of petroleum products which include ownership of storage terminals, retail networks and logistics companies as well as company branding or royalties. The market share of all OMCs is as shown in **Table 16**.



**Table 16: OMCs Market Share for Year 2020**

OMC NAME	Diesel	Petrol	Kerosene	HFO	Jet A-1	IDO	TOTAL	MARKET SHARE
PUMA	303,390,007	103,633,500	-	10,345,774	77,265,693	-	494,634,974	13.6%
TOTAL	225,709,184	187,105,273	8,084,660	14,577,000	20,852,633	-	456,328,750	12.6%
ORYX	195,476,201	121,393,157	1,475,706	2,623,229	-	148,835	321,117,127	8.9%
GBP	158,950,156	149,254,900	6,086,550	-	-	-	314,291,606	8.7%
MOIL	158,613,872	150,644,947	-	-	-	-	309,258,819	8.5%
OILCOM	121,776,064	95,054,697	12,178,594	-	19,196,146	-	248,205,501	6.8%
CAMEL OIL	139,919,900	96,365,700	6,231,200	-	-	-	242,516,800	6.7%
MT.MERU	90,969,660	77,879,700	-	-	-	-	168,849,360	4.7%
ACER	88,318,884	80,002,258	2,000	-	-	-	168,323,142	4.6%
STAR OIL	65,435,879	55,617,495	-	-	-	-	121,053,374	3.3%
LAKEOIL	57,685,407	59,676,753	-	-	-	-	117,362,160	3.2%
HASS	71,356,300	38,763,700	-	-	-	-	110,120,000	3.0%
OLYMPIC	47,688,500	50,791,000	-	-	-	-	98,479,500	2.7%
VIVO	43,460,000	37,092,500	-	-	-	-	80,552,500	2.2%
GAPCO	23,845,000	33,058,500	553,000	-	-	-	57,456,500	1.6%
AFROIL INVESTMENT	39,816,157	19,933,000	-	-	-	-	59,749,157	1.6%
BARREL PETRO EN- ERGY	26,097,000	18,615,500	-	-	-	-	44,712,500	1.2%
DALBIT	24,224,029	6,714,900	-	-	-	-	30,938,929	0.9%
MOGAS	14,498,800	8,492,394	-	-	-	-	22,991,194	0.6%
PETROFUEL	22,769,500	164,500	-	-	-	-	22,934,000	0.6%
UNITED GROUP	18,251,000	-	-	-	-	-	18,251,000	0.5%
PETROAFRICA	12,208,000	5,900,300	-	-	-	-	18,108,300	0.5%
APEL	1,316,500	518,000	-	-	-	-	1,834,500	0.1%
OTHERS	62,876,963	36,156,788	-	-	-	-	99,033,751	2.7%
<b>TOTAL</b>	<b>2,014,652,963</b>	<b>1,432,829,462</b>	<b>34,611,710</b>	<b>27,546,003</b>	<b>117,314,472</b>	<b>148,835</b>	<b>3,627,103,444</b>	<b>100.0%</b>

## 5. INFRASTRUCTURE AND SUPPLY OF LIQUEFIED PETROLEUM GAS

### 5.1 LPG Facilities

LPG is received in the country mainly through KOJ2 in Dar es Salaam while a smaller quantity is received through Tanga port. During the period under review, there was no new investment in storage facilities and thus the total storage capacity for LPG receiving facilities in Dar es Salaam and Tanga remained at 15,750 MT. **Table 17** presents a list of available LPG receiving facilities and their storage capacities. As depicted in **Appendix 3**, the upcountry storage and re-filling plants also remained unchanged at 1,671 MT as it was reported in the previous year.

**Table 17: A List of LPG Receiving Facilities in Dar es Salaam and Tanga as of 31<sup>st</sup> December 2020**

S/N	Name	Physical Location	Capacity (MT)
1.	Taifa Gas – Kigamboni LPG Facility	Kigamboni, Dar es Salaam	7,450
2.	Oryx Energies Tanzania Limited – Kigamboni LPG Facility	Kigamboni, Dar es Salaam	3,100
3.	Manjis Gas Supply Limited – Kigamboni LPG Facility	Kigamboni, Dar es Salaam	2,900
4.	Lake Gas Limited – Tanga LPG Facility	Chumbageni, Tanga	1,050

### 5.2 LPG Imports

In the year under review, the LPG business segment continued to grow with LPG imports increasing by 17% to 194,597 MT compared to 166,436 MT imported in 2019. The increase in LPG imported quantity is attributed to increased LPG consumption following efforts done by the Government and LPG marketing companies to create awareness to the public on the importance and convenience of using LPG instead of traditional fuels such as charcoal, firewood and kerosene. In order to increase consumption of LPG especially for cooking in households, LPG is available at different cylinders sizes from 3kg to 15kg cylinders. For convenience of cooking in restaurants, 38kg cylinders are also available in the market. **Table 18** presents LPG imports in 2020 whereas **Figure 21** indicates the LPG imports trend from 2010 to 2020.

**Table 18: LPG Imports in 2020 (in Metric Tonnes)**

	LPG Imports
January	9,335
February	18,681
March	10,736
April	18,796
May	18,330
June	17,020
July	19,011
August	18,384
September	12,093
October	17,819
November	12,252
December	22,140
<b>Total Imports in 2020</b>	<b>194,597</b>

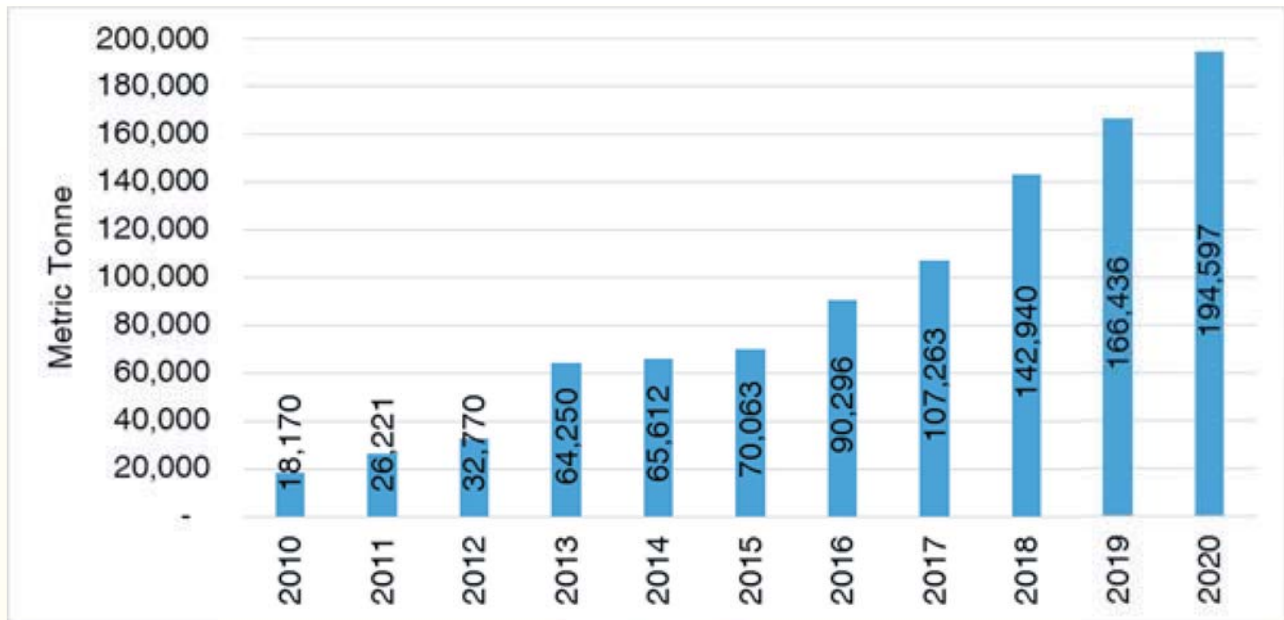


Figure 21: LPG Imports from 2010 to 2020

### 5.3 Monitoring Market Share of Liquefied Petroleum Gas Marketing Companies

In the year under review, Oryx Gas continued to be the market leader with a market share of 46.6% followed by Taifa Gas with a market share of 22.2%. Manjis Gas and Lake Gas had a market share of 9% and 7%, respectively, while the remaining LMCs make up the remaining 7% as shown in **Table 19**.

The consumption of LPG in the country has been categorised based on LPG market and distribution zones. The Coastal Zone that comprises of Dar es Salaam, Coast, Morogoro and Tanga regions consumed 50% of the total LPG that was consumed in the country. The consumption of LPG in other zones was as follows: 19% in the Northern zone; 14% in the Lake Zone; and 17% in the remaining zones (i.e Central Zone, Western Zone, Southern Highland Zone and Southern Zone).

The Government in collaboration with LPG Marketing Companies and other key stakeholders including the Rural Energy Agency continued to promote the use of LPG as an alternative source of energy especially in rural areas and in areas with low consumption.

Table 19: LMCs Market Share for the year 2020

Name of Company	Coastal Zone	Central Zone	Northern Zone	Lake Zone	Western Zone	Southern Highland Zone	Southern Zone	TOTAL	Market Share
Oryx Gas	30,245,125	2,819,770	7,589,291	8,580,860	1,295,058	5,942,701	324,754	56,797,559	46.6%
Taifa Gas	13,186,652	2,987,765	2,375,962	4,090,907	501,887	2,295,877	1,569,322	27,008,372	22.2%
Manjis Gas	292,941	359,450	12,617,016	949,625	257,103	494,932	-	14,971,067	12.3%
Lake Gas	7,469,641	345,504	1,193,753	1,612,265	-	912,689	-	11,533,852	9.4%
O Gas (Oilcom Gas)	6,962,913	739,249	-	475,788	-	250,640	1,035,281	9,463,871	7.8%
Cam Gas	1,002,047	-	-	79,267	-	-	-	1,081,314	0.9%
Mount Meru Gas	30,020	28,344	647,899	34,094	2,716	-	-	743,073	0.6%
Orange Gas	-	-	235,609	-	-	-	-	235,609	0.2%
<b>TOTAL</b>	<b>59,189,339</b>	<b>7,280,082</b>	<b>24,659,530</b>	<b>15,822,806</b>	<b>2,056,764</b>	<b>9,896,839</b>	<b>2,929,357</b>	<b>121,834,717</b>	<b>100%</b>
% of Zonal Consumption	48.6%	6.0%	20.2%	13.0%	1.7%	8.1%	2.4%		
<b>COMPANY MARKET SHARE PER ZONE</b>									
Oryx Gas	51.1%	38.7%	30.8%	54.2%	63.0%	60.0%	11.1%		
Taifa Gas	22.3%	41.0%	9.6%	25.9%	24.4%	23.2%	53.6%		
Manjis Gas	0.5%	4.9%	51.2%	6.0%	12.5%	5.0%	0.0%		
Lake Gas	12.6%	4.7%	4.8%	10.2%	0.0%	9.2%	0.0%		
O Gas (Oilcom Gas)	11.8%	10.2%	0.0%	3.0%	0.0%	2.5%	35.3%		
Cam Gas	1.7%	0.0%	0.0%	0.5%	0.0%	0.0%	0.0%		
Mount Meru Gas	0.1%	0.4%	2.6%	0.2%	0.1%	0.0%	0.0%		
Orange Gas	0.0%	0.0%	1.0%	0.0%	0.0%	0.0%	0.0%		

**Key:**

**Coastal Zone:**

**Central Zone:**

**Northern Zone:**

**Lake Zone:**

**Western Zone:**

**Southern Highland Zone:**

**Southern Zone:**

Dar es Salaam, Pwani, Morogoro and Tanga regions

Dodoma and Singida regions

Arusha, Kilimanjaro and Manyara regions

Mwanza, Shinyanga, Geita, Mara, Simiyu and Kagera regions

Kigoma and Tabora regions

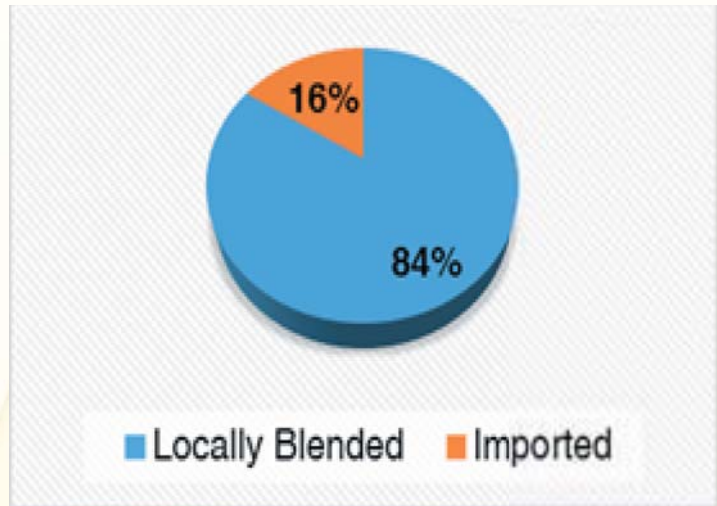
Iringa, Njombe Ruvuma, Mbeya, Katavi, Rukwa and Songwe regions

Mtwara and Lindi regions

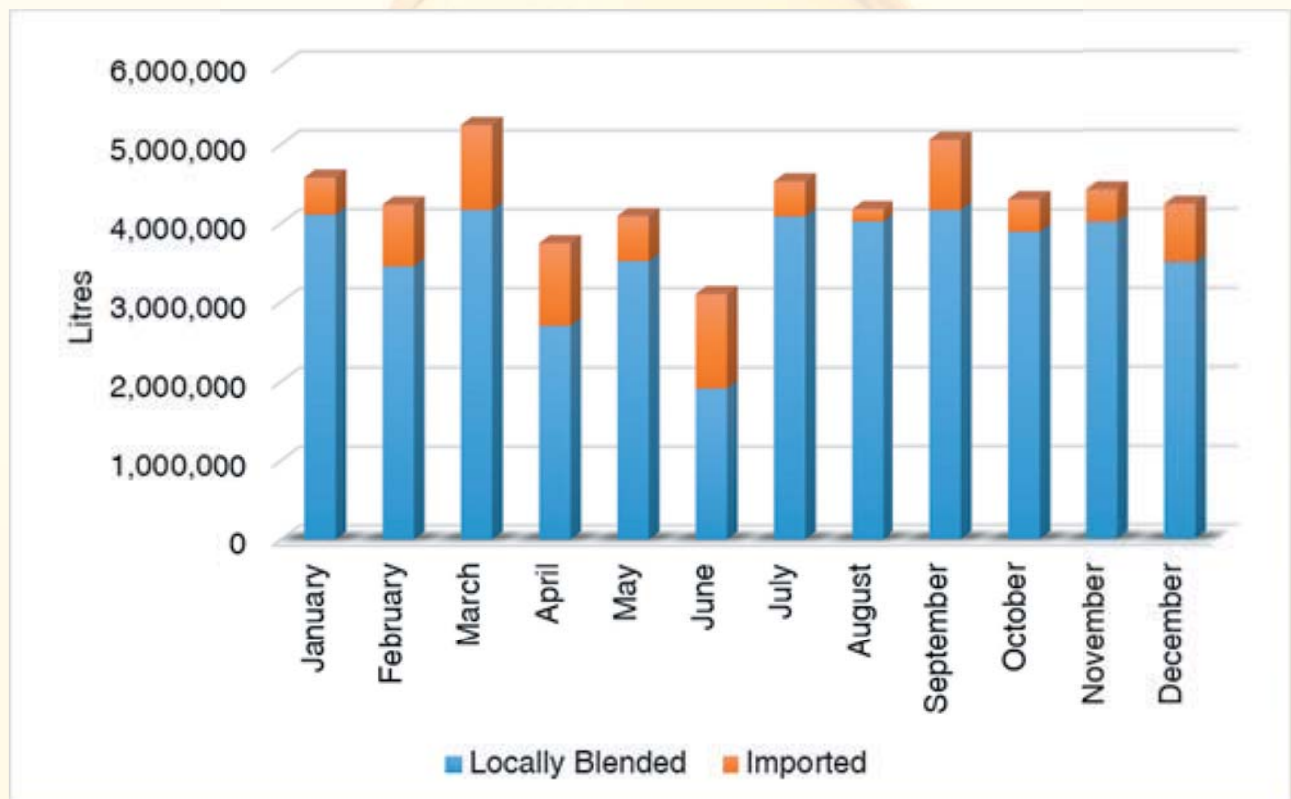
## 6. SUPPLY OF LUBRICANTS

Lubricants distributed in the country are either imported as finished goods or locally blended. Currently, there are seven lubricant blending plants which produce 84% of the distributed lubricants. The remaining 16% comprises of imported lubricants as finished goods. EWURA issues licenses to the companies engaged in importation and blending of lubricants which allows EWURA to effectively monitor compliance of companies to quality standards.

The lubricant market is led by Total (T) Ltd with a market share of 29.5% followed by Oryx Services and Specialities (28.3%), Mineral Oil Ltd (10.9%), General Petroleum Ltd (7.4%) and Mogas Tanzania Ltd (6.7%).



**Figure 22: Contribution of Imported and Local Blended Lubricants**



**Figure 23: Locally Blended and Imported Lubricants in 2020**

*In 2020, the amount of imported and locally blended lubricants increased by 14% to 51,769,119 litres compared to 45,315,291 litres imported and blended in 2019*

**Table 20** shows the combined quantities of lubricants imported and locally blended in 2020.

**Table 20: Locally produced and imported lubricants in year 2020**

	Blended	Imported	Total
January	4,111,120	469,059	4,580,179
February	3,455,474	783,001	4,238,475
March	4,171,635	1,076,754	5,248,389
April	2,702,091	1,048,509	3,750,600
May	3,522,104	571,539	4,093,643
June	1,914,202	1,191,676	3,105,878
July	4,088,391	446,128	4,534,518
August	4,025,510	155,650	4,181,160
September	4,171,360	889,050	5,060,410
October	3,895,301	414,683	4,309,984
November	4,015,701	408,681	4,424,382
December	3,503,853	737,648	4,241,502
<b>Total</b>	<b>43,576,741</b>	<b>8,192,378</b>	<b>51,769,119</b>

## 7. LICENSING ACTIVITIES

In accordance to section 131(1) of the Petroleum Act, Cap 392 any person who intends to undertake a regulated activity is required to apply to EWURA for a licence. EWURA processes licence applications through its online application system namely, **Licensing and Order Information System (LOIS)** which is accessed through the EWURA website [www.ewura.go.tz](http://www.ewura.go.tz) or <https://lois.ewura.go.tz/ewura/home>.

In the year 2020, EWURA issued 514 licences which is an increase of 11% compared to 462 licences issued in year 2019. Among the issued licences, 268 licences were issued to new applicants and 246 licences were renewed.

EWURA has continued to promote construction of low – cost petrol stations in rural areas in order to ensure smooth supply of petroleum products throughout the country. This includes issuing conditional licences to petrol stations that met the minimum technical requirements without jeopardising HSE standards. In this regard, out of the 514 licences issued in 2020, there were 41 conditional licences issued to petrol stations located in rural areas.

A summary of licences issued in 2020 and a list of applicants that were granted licences are shown in **Table 21** and **Appendix 6**, respectively. The Authority will continue to ensure that all entities operate with valid licences.

**Table 21: Petroleum Products Licences Issued in 2020**

Licence Type	No. of New Licences	No. of Renewed Licences	Total No. of Licences
Petroleum Retail	203	238	441
Petroleum Wholesale	10	2	12
Petroleum Storage	5	--	5
Consumer Installation	24	4	28
Lubricant Blending	1	--	1
Lubricant Wholesale	14	1	15
Lubricant Distribution	1	--	1
LPG Wholesale	--	2	2
LPG Distribution	9	--	9
<b>TOTAL</b>	<b>267</b>	<b>247</b>	<b>514</b>

## 8. COMPLIANCE MONITORING AND ENFORCEMENT

During the period under review, EWURA conducted compliance monitoring programs in various regulated areas with the objective of ensuring that operators in the mid and downstream petroleum sub-sector comply with the applicable laws, rules, standards and the Best Petroleum Industry Practices along with the petroleum supply chain. Compliance monitoring was undertaken on product quality, fuel marking, fuel marker detection, infrastructure standards, HSE standards as well as petroleum cap prices.

EWURA continued to enforce compliance in all regulated areas and legal actions were taken against operators who were non-compliant to applicable laws and rules. Sections 8.1 to 8.10 present the monitoring programs and enforcement taken by the Authority in the year under review.

### 8.1 Monitoring Compliance to Petroleum Infrastructure Standards

In the year 2020, EWURA continued to conduct regular and ad hoc compliance monitoring inspections at different petroleum facilities in order to monitor compliance with the standards, licence terms and conditions, applicable laws, HSE requirements and the Best Petroleum Industry Practices. The facilities that were inspected for compliance monitoring included petrol stations, petroleum storage depots, petroleum consumer installations, LPG Storage and Filling Plants, LPG Super Dealers' warehouses, Lubricant Blending Plants and Lubricant Wholesalers' warehouses.

In the year 2020, 915 facilities were monitored out of which, 649 facilities complied with licence terms and conditions, applicable laws, HSE requirements and the Best Petroleum Industry Practices. The compliance level in 2020 was 71% compared to 76% attained in year 2019. Compliance level declined mainly due to deterioration and poor maintenance of infrastructure especially at petrol stations. Legal actions were taken against the facilities that were found to be non-compliant including closure of the facilities until the respective operators rectified anomalies so as to comply. The Authority will continue to conduct regular compliance monitoring and enforcement in order to ensure all petroleum facilities are operated in high level of compliance. The Authority will also continue to raise awareness to the petroleum operators and public.

### 8.2 Monitoring Compliance to Petroleum Products Quality

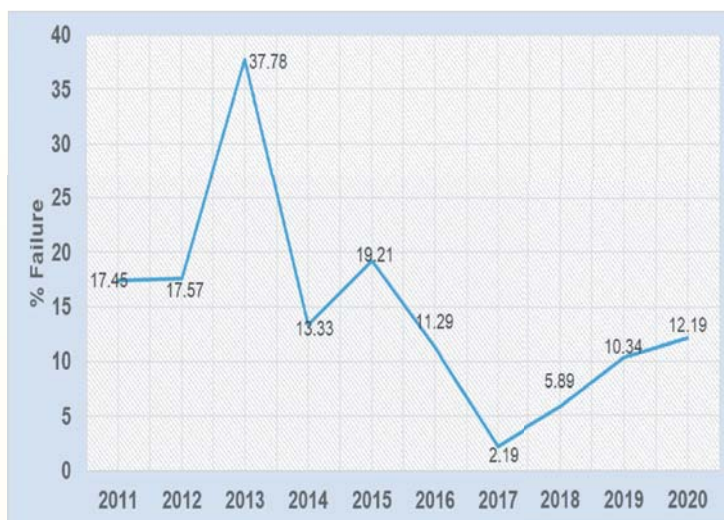
Section 30(2)(b) of the Petroleum Act, Cap 392 mandates EWURA to monitor petroleum quality and standards. Similarly, section 179(1) of the same Act stipulates that, a person shall not distribute petroleum products unless such petroleum products conform to quality, safety and environmental specifications set out in the regulations made by the Minister.

During the period under review, the Authority collected 558 samples from petrol stations, petroleum consumer installations, petroleum tankers, waste oil recycling plants, petroleum storage depots, condensate operators and drums seized by Police Force. Quality tests were conducted to check for conformity of products to Tanzanian Standards.

The level of compliance with petroleum products quality specifications in year 2020 was 87.81% compared to 89.3% in year 2019 equivalent to 1.49% decrease. The slight percentage decrease in compliance level is attributed to failure of samples that were collected from drums seized by the Police Force and the fact that, in year 2020 the Authority

mostly responded to collection of samples from facilities after receipt of complaints from consumers.

Out of the 558 collected samples, 68 samples, equivalent to 12.19% did not conform to the standards. In comparison, in year 2019 the Authority collected 290 samples, out of which 30 samples, equivalent to 10.34% did not conform to TBS specifications. The Authority will strive to put more efforts in order to ensure high level of compliance is attained at all times. **Figure 24** presents a trend of petroleum products quality results from year 2011 to year 2020.



**Figure 24: Trend of Non-Conformity to Quality Standards from 2011 to 2020**

Legal actions were taken against the petroleum operators found with non-conforming petroleum products in accordance with section 179(2)(a) and (c) of the Petroleum Act, Cap 392. Legal actions included closure of the facilities, payment of requisite fines and correction of the non-conforming products.

### 8.3 Monitoring Compliance with Fuel Marking Programs

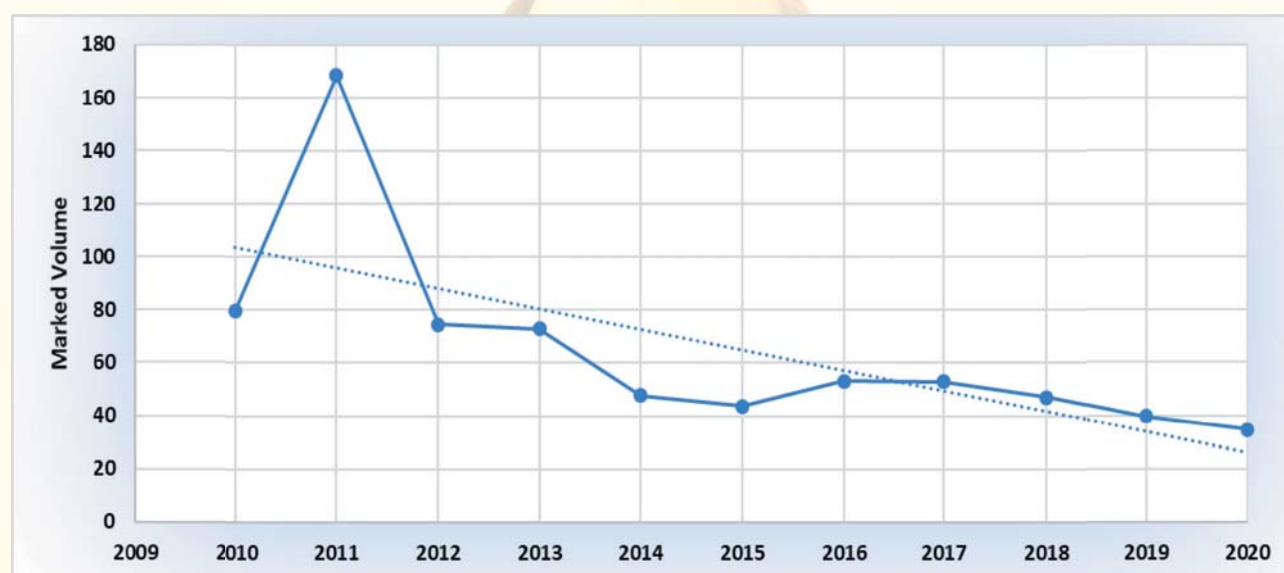
The fuel marking program was introduced in Tanzania Mainland in September 2010 with the aim of eliminate adulteration of white liquid petroleum products, curb dumping of transit and tax exempted petroleum products and smuggled products in the local market. The marking program is done pursuant to the Petroleum Products (Marking and Quality Control) Rules, GN. No. 210. M/S SICPA SA in association with Global Fluids International (T) Ltd continued to mark petrol, diesel and kerosene that was distributed and consumed in the local market. However, marking is not done on tax exempted products which include Jet A-1 and diesel consumed in some of the mines.

The Authority continued to monitor the fuel marking program to ensure that it is executed in accordance to the Petroleum Products (Marking and Quality Control) Rules, GN. No. 210. During the period under review, a total of 3,373,149,045 litres of petroleum products were marked compared to 3,248,775,106 litres reported in year 2019, equivalent to an increase of 4%. The volume of petrol marked in 2020 was 1,432,829,462 which is an increase of 8% while the volume of marked diesel increased by 2%. An increase in the volume of marked petroleum products is an indicator of growth in demand which emanates mainly from growth of economic activities.

On the other hand, total volume of marked kerosene marked declined by 13% to a reported volume of 34,611,710 litres. The decrease of the marked volume of kerosene is attributed by following factors: continued decline in demand of kerosene following availability of affordable substitute energy sources including LPG, solar energy and electricity facilitated by the rural electrification program. The decline of marked volume of kerosene is also attributed to compliance monitoring and enforcement done by the Authority to curb adulteration of petroleum products which may be done using kerosene. **Table 22** presents monthly marked volume in 2020 whereas **Figure 25** shows a trend of marked kerosene volumes from year 2011 to year 2020.

**Table 22: Summary of Marked Volumes in 2020 (in Litres)**

Months	Petrol	Diesel	Kerosene	TOTAL
January	113,619,750	153,032,351	2,554,500	269,206,601
February	102,310,500	146,608,334	2,488,700	251,407,534
March	106,791,500	143,373,632	2,922,100	253,087,232
April	99,270,587	131,285,569	3,503,900	234,060,056
May	104,892,700	132,041,189	3,628,100	240,561,989
June	110,495,843	148,127,168	3,048,100	261,671,111
July	129,186,158	172,262,654	3,079,100	304,527,912
August	142,994,753	174,274,288	2,879,810	320,148,851
September	128,673,461	173,381,773	2,433,900	304,489,134
October	131,445,958	175,052,609	2,829,900	309,328,467
November	123,116,463	169,723,950	2,799,600	295,640,013
December	140,031,789	186,544,356	2,444,000	329,020,145
<b>TOTAL 2020</b>	<b>1,432,829,462</b>	<b>1,905,707,873</b>	<b>34,611,710</b>	<b>3,373,149,045</b>
<b>TOTAL 2019</b>	<b>1,332,150,663</b>	<b>1,876,924,378</b>	<b>39,700,065</b>	<b>3,248,775,106</b>
<b>% difference</b>	<b>8%</b>	<b>2%</b>	<b>-13%</b>	<b>4%</b>



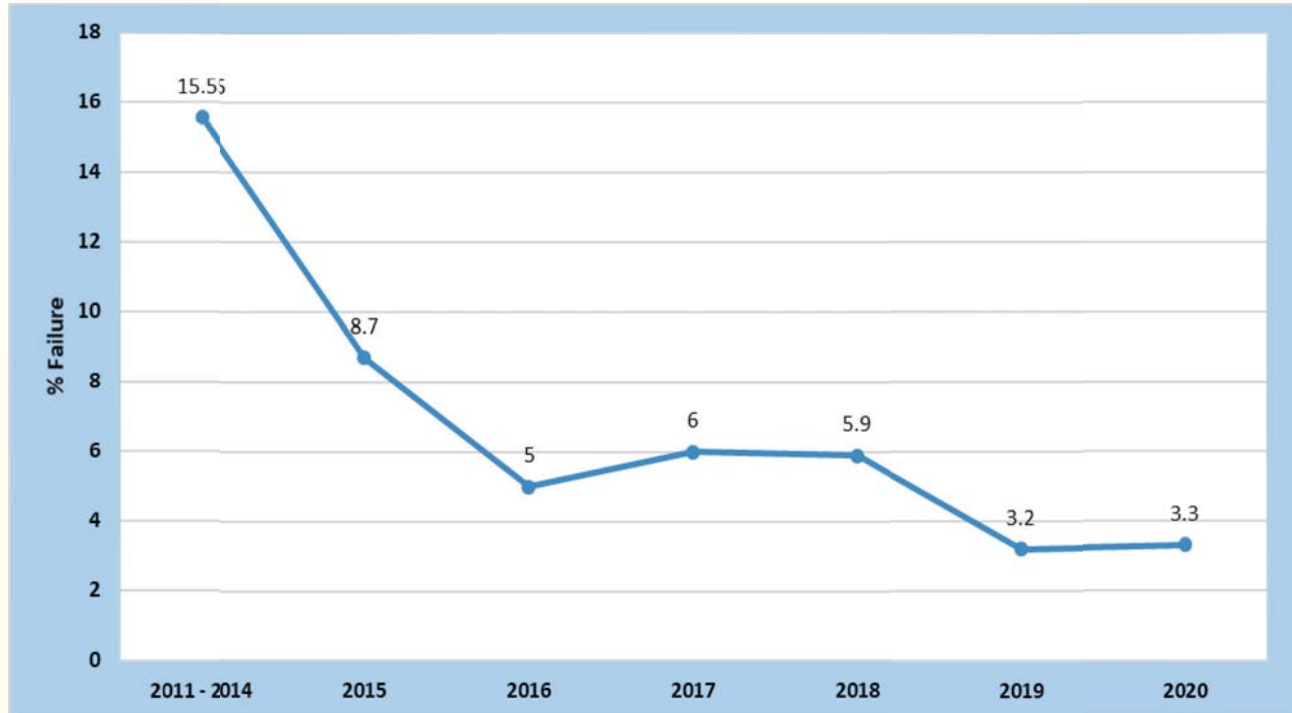
**Figure 25: Trend of Kerosene Marked Volumes in Million Litres from 2010 to 2020**

## 8.4 Compliance Monitoring of Fuel Marker Concentration Levels

The Authority continued to monitor marker concentration levels in three major petroleum products namely, diesel, petrol and kerosene which are marked under the fuel marker program. To achieve this, the Authority conducted periodic and ad-hoc inspections and collected samples from different petroleum facilities across the country for the purpose of conducting marker detection. Petroleum product samples were collected and tested in accordance with the Petroleum Product (Marking and Quality Control) Rules, 2010, GN 210.

In year 2020, the Authority conducted fuel marker detection tests to 643 petroleum facilities compared to 718 facilities in year 2019. Out of 643 facilities, 21 facilities, equivalent to 3.27% failed the tests compared to 23 facilities, equivalent to 3.20% that failed in year 2019. The compliance level has slightly decreased in the year under review compared to the previous year as depicted in **Figure 26**.

The Authority took legal actions against the operators who were found with non-conforming petroleum products pursuant to the Petroleum Product (Marking and Quality Control) Rules, 2010. These included closure of the facilities and payment of the requisite fines to the Authority. For operators who were found with tax exempted and transit petroleum products were referred to TRA for payment of evaded taxes and other penalties as per the customs laws.



**Figure 26: Trend of Marker Failed Facilities from 2011 to 2020**

## 8.5 Monitoring Compliance with the Price Setting Rules

The Authority continued to monitor compliance to EWURA cap price in accordance with the Energy and Water Utilities Regulatory Authority (Petroleum Products Price Setting) (Amendments) Rules, 2017 GN. 163. The petroleum products cap prices are computed and issued to the public on the first Wednesday of every month. Between January and December 2020, the Authority conducted monitoring of cap price to 2,340 petroleum facilities compared to 836 facilities that were inspected in year 2019. Out of the inspected facilities only 4 facilities, equivalent to 0.17% did not comply to cap prices. The level of compliance to cap price was 99.83%. Punitive measures were taken against operators who did not comply. The Authority will continue to monitor compliance to applicable cap prices and ensure that 100% compliance level is maintained at all times.

## 8.6 Monitoring Facilities Constructed Without Construction Approvals

Pursuant to section 126(1) of the Petroleum Act, Cap 392, any person intending to construct a petroleum installation or petroleum carriage facility is required to apply in writing to EWURA for an approval. Furthermore, section 127(1) of the Petroleum Act prohibits construction of petroleum installations without an approval from EWURA. On the other hand, section 127(2) of the Petroleum Act, Cap 392, provides that any person who contravenes the foregoing commits an offence and upon conviction shall be liable to a fine of not less than twenty million shillings or to imprisonment for a term of not less than three years or both.

In year 2020 the Authority received and evaluated applications from project developers who intended to construct new petroleum facilities. A total of 248 construction approvals were granted in accordance with section 128(1) of the Petroleum Act, Cap 392 compared to 139 approvals granted in year 2019.

The Authority continued to conduct compliance monitoring programs to various petroleum facilities which were under construction in Mainland Tanzania. A total of 30 new facilities were found constructed without approval from the Authority compared to 56 facilities in year 2019. Most of these facilities were petrol station. On the other hand, in year 2020, the Authority granted a total of 248 construction approvals to developers who applied and met the requirements. **Appendix 8** presents a list of petroleum installations that were constructed without construction approvals in year 2020 whereas **Appendix 9** shows the developers who were granted approvals.

Punitive measures were taken against the defaulters in accordance with section 127(2) of the Petroleum Act, Cap 392 and rule 4(3) of the Petroleum (Wholesale, Storage, Retail and Consumer Installations) Rules, 2018. The Authority will continue to conduct awareness and enforce the rules to ensure compliance.

### 8.7 Monitoring Compliance to HSE in Petroleum Operations and Transportation

The Authority continued to conduct inspections across the country in order to ensure that all operators of petroleum and gas facilities operate in a manner that do not pose threat to the public health, safety and the environment (HSE). This is in accordance with sections 30(1)(i) and 30(1)(k) and section 179 (1) of the Petroleum Act, Cap 392 requirements.

In between January and December 2020, the Authority found two operators who were operating in a manner that is detrimental to HSE requirements. One operator was found storing LPG cylinders and conducting LPG business in residential premises at Bima Mtaa in Morogoro and another operator was found selling/offering for sale petrol from plastic tanks in a residential house constructed with wooden materials (combustible materials) at Iguguno village, Mkalama district in Singida region. The Authority ordered the LPG operators to immediately stop operations and the operator at Iguguno village to immediately stop operations and decommission the facility. The Authority will continue to undertake planned and random inspections to monitor compliance to HSE requirements. **Table 23** as well as **Figure 27** and **Figure 28** present a summary of operators that were found operating contrary to HSE requirements and some of the photographs respectively.

**Table 23: Incidents that Occurred contrary to HSE requirements in Year 2020**

S/N	Operation	Operation Description	Cause	Possible Impact(s)	Corrective Actions
1	Storage of LPG cylinders and conducting LPG business in unauthorized residential premises. The incident occurred on 7 <sup>th</sup> April 2020 in Morogoro.	The operator who is a Super dealer of Taifa Gas was found by Morogoro Fire and Rescue Force storing 240 LPG cylinders, mostly Taifa Gas brand amidst residential area at Mtaa wa Bima in Morogoro region. The operator was also suspected to conduct illegal LPG refilling and therefore ordered to remove the LPG cylinders from the premises.	Negligence	Possibility of fire outbreak and explosion.	(a) Taifa Gas to provide technical support to its LPG Super dealers and ensure that the facility complies with the requirements prescribed in the Act and Rules; and  (b) EWURA issued a public notice prohibiting storage of LPG cylinders in residential houses and requiring the public to report the culprits to EWURA, police and other relevant authorities.
2	Selling/ offering for sale of petrol in unauthorized premises at Iguguno village, Mkalama district in Singida region on 2nd June 2020	The operator was found selling petrol in unauthorized premises. The operator was being supplied petrol by one retail outlet. Both the dispensing pump and the above ground plastic tanks were located in a house (roofed with timber which is a combustible material). There were neither safety warning signs nor firefighting equipment.	Lack of awareness	Possible fire risks and environmental pollution	(a) The facility was closed; and  (b) The operator was required to decommission the facility safely.



**Figure 27: A residential house where plastic tanks were stored and selling of petrol was being undertaken**



**Figure 28: Plastic tanks found at the residential house in Iguguno village**

## 9. ENVIRONMENTAL IMPACT ASSESSMENT AND AUDIT REVIEW

The Environmental Management Act, 2004 and the Environmental Impact Assessment and Audit Regulations, 2005 require a developer or proponent to conduct Environmental Impact Assessment and Audit studies. EIA studies are conducted prior to the commencement or financing of a project or undertaking and Audit studies are carried out after operation. The Regulations further prohibits any licensing Authority in Mainland Tanzania to issue a licence unless the applicant produces to the licensing Authority an Environmental Impact Assessment Certificate issued by the Minister responsible for Environment.

From January to December 2020, the Authority reviewed 111 Environmental Impact Assessment (EIA) and Environmental Audit (EA) Studies from project proponents and operators respectively related to petroleum downstream sub-sector. The Authority provided for its concerns and views regarding the studies for inclusion in the Technical Advisory Meetings (TAC) held by NEMC before consideration for issuance EIA Certificates. In year 2019, the Authority reviewed 51 EIA and EA studies.

## 10. INCIDENT INVESTIGATIONS

During the period under review, the Authority continued to investigate incidents focusing on identifying their causes and recommending corrective actions so that controls can be put in place to prevent recurrence of similar incidents in future. This is in accordance with Section 30(2)(o) of the Petroleum Act, Cap 392 that requires the Authority to investigate incidents that result into damage of infrastructure, injury or loss of life or property.

During the year under review, a total of 14 incidents were investigated whereas 12 of those incidents involved overturned road fuel tankers, one incident involved leakage of petrol from the receiving pipeline at Kitopeni and the remaining incident involved an explosion of LPG cylinders at Chamazi in Dar es Salaam. The incidents occurred mainly due to mechanical failures of road tankers and loss of control of the tankers due to fatigue of the driver. The impacts emanating from overturned road tankers included product losses, damage to some of the trucks, injuries and six fatalities. **Appendix 10** depicts a detailed description of the incidents that were investigated in the period under review and **Figure 29** to **Figure 34** show scenes of some incidents that occurred during the year.



**Figure 29: The overturned road tanker with registration no. T 956 DRT/ T 886 DRV at Igurusi – Chimala Mbeya before a fire explosion**



**Figure 30: Overturn of the road tanker T 956 DLJ/ T 290 CKH at Hulia Village, Tunduru district in Ruvuma region**



**Figure 31: A road tanker T.720 DHU/T538 CCY immediately after overturning at Ilomba area in Mbeya region**



Figure 32: The overturned road tanker T 915 ARN/ T 299 BRN at Emaus area in Dodoma region



Figure 33: Exposed underground pipelines crossing ICD entrance gate at Kitopeni area in Dar es Salaam.



**Figure 34: Exploded and burnt LPG cylinders at Kwa Mapunda area, Chamazi ward in Temeke, Dar es Salaam**

## 13. KEY ACHIEVEMENTS AND CHALLENGES

The key achievements that were recorded in the mid and downstream petroleum sub-sector in year 2020 are:

- (i) Security of supply of petroleum products despite a slight shortage of petrol from mid-June to the end of July 2020;
- (ii) Increase in number of petrol stations especially in rural areas whereby facilities that meet the minimum required technical standards are issued with conditional licences provided that the facility complies with all HSE standards. This has ensured that consumers of petroleum products in rural areas are able to obtain products in a convenient and safe manner;
- (iii) Operators have high compliance to petroleum products price regulation with products being sold at or below the cap prices;
- (iv) Consumers have increased awareness of their rights to be supplied with products that meet quality standards and the knowledge of reporting any misconduct to EWURA.

Despite the achievements in the sub-sector, there are still challenges to be addressed including:

- (i) Lack of a Single Receiving Terminal for white petroleum products that will ensure products are received within a short period of time and hence reduce demurrage costs. The terminal will also ensure security of supply by providing a larger storage facility;
- (ii) Despite the increase of petrol stations in rural areas, there is still a need for increased investments in petrol stations so as to eliminate the sale of petroleum products in plastic containers and storage of the products in drums in residential houses which endangers the lives and properties of such business people and others in the surrounding areas;
- (iii) Smuggling of petroleum products from neighbouring countries. EWURA will continue to work with other Government institutions to curb such illegal business;
- (iv) Lack of public awareness on pricing of petroleum products resulting in uproars during publication of monthly petroleum products prices especially during the time of increasing prices;
- (v) Limited capacity of LPG offloading facility at KOJ<sub>2</sub> whereby the jetty is able to berth a vessel with a maximum cargo of 5,500 MT thus limiting the industry from achieving economies of scale in importation. Even though the total storage capacity is 15,750 MT, three vessels would need to deliver LPG that would utilise the full storage capacity;

- (vi) Low flow rate when receiving LPG because despite having installed two flowmeters of 6 inch inlet and outlet pipelines each, only one flowmeter is used during receipts of LPG through a 10 inch receiving pipeline. While commissioning of the 10 inch pipeline has improved the flow rate such that LPG is now received in 4 days instead of 6 to 7, days of receiving LPG would have been reduced further and hence reduce demurrage costs if:
  - a. there was parallel use of the second 6 inch flowmeter to produce a flow rate equivalent to having a 12 inch flowmeter; and
  - b. companies increased the size of the receiving pipelines from the manifold to the storage terminals;
- (vii) Poor planning of vessels that use KOJ<sub>2</sub> such that an LPG vessel would wait for up to three days to be allowed to berth. This also leads to high demurrage costs;
- (viii) High starter pack cost which limits the increase of users of LPG especially low income earners. The starter pack includes cylinders, burners and cookers. There is a need for LPG wholesalers to invest in the LPG cylinders manufacturing plants in Tanzania or source for affordable LPG cylinders that meet quality specifications in the international market;
- (ix) Importation of sub-standard LPG accessories which endangers the lives and properties of LPG consumers. The accessories include burners, cookers, regulators and hoses. Some of the importers are importing sub-standard accessories. EWURA will liaise with TBS to find the appropriate mechanism to control importation of LPG accessories;
- (x) Continued illegal decanting of LPG which is mostly done by decanting LPG from 38 kg cylinders to 15 kg cylinders and 6 kg cylinders. This malpractice distorts fair competition in the market and poses safety risks to LPG users. In order to control this malpractice, EWURA revised the LPG Operations Rules giving LPG wholesalers the obligation to monitor the movement of their 38 kg cylinders. The Rules provide hefty penalties to those found conducting such practises and to wholesalers whose LPG cylinders are found to be used in decanting; and
- (xi) Multiple regulation of the LPG business by Government institutions creating bottlenecks in LPG business development.

## 14. CONCLUSION

The mid and downstream petroleum sub-sector is continuing to observe increased investments in infrastructure and growth in consumption of petroleum products. Various measures still need to be taken to ensure that services are provided in a safe and efficient manner while adhering to rules and regulations that govern the sub-sector. These include:

- (i) Increasing compliance monitoring activities to ensure operators have high level of compliance to applicable rules and regulations especially by eliminating dumping of products and increased compliance to quality standards;
- (ii) Continuing with promotion of investments in rural petrol stations as there is still a need to increase the number of petrol stations in rural areas. While the Petroleum (Retail Operations in Township and Villages) Rules 2020, and the Petroleum (Licencing Fees), Rules 2020 have been developed to promote investment of low-cost petrol station in rural areas, additional measure are being considered by Government institutions to further increase availability of petrol stations in rural areas;
- (iii) Collaboration amongst Government institutions to curb smuggling of petroleum products through the borders;
- (iv) Building awareness and impacting knowledge to operators especially those distributing and handling LPG;
- (v) Continuing to promote the household use of LPG through awareness programs and marketing strategies; and
- (vi) Collaboration amongst Government institutions to address challenges in LPG offloading facilities and LPG regulatory matters.

## APPENDICES

### APPENDIX 1: Storage capacities for import terminals at receiving ports in Tanzania 2020 (units in cubic metres, m<sup>3</sup>)

S/N	Name of the Company	Location	Petrol	Diesel	Kerosene	Jet A-1	HFO 125	HFO 180	TOTAL
1	Afroil Investment	Kigamboni	12,041	27,940	-	-	-	-	39,980
2	Camel Oil (T) Ltd	Kurasini	13,571	33,395	-	-	-	11,187	58,154
3	G&M Co Mtwara	Mtwara	3,500	16,500	-	-	-	-	20,000
4	GAPCO (T) Ltd	Kurasini	34,601	49,670	6,979	12,509	-	-	103,759
5	GBP (T) Ltd	Kurasini	28,770	31,936	-	9,107	-	-	69,812
6	GBP (T) Ltd	Raskazone, Tanga	65,429	92,476	4,415	-	-	-	162,320
7	Hass Petroleum Ltd	Kigamboni	9,993	13,783	-	-	-	-	23,776
8	Lake Oil Ltd	Kigamboni	31,000	35,500	-	-	-	-	66,500
9	Mogas (T) Ltd	Kurasini	16,000	24,000	-	-	-	-	40,000
10	MOIL	Kigamboni	12,343	14,453	-	-	-	-	26,796
11	National Oil (T) Ltd	Kurasini	7,331	17,685	1,113	-	-	-	26,129
12	Oilcom (T) Ltd	Kurasini	14,141	42,364	5,973	12,226	-	-	74,704
13	Oilcom (T) Ltd	Mtwara	2,499	2,494	-	-	-	-	4,993
14	Oryx Oil Ltd	Kurasini	13,600	39,000	1,000	-	-	1,200	54,800
15	Puma Energy (T) Ltd	Kurasini	10,056	35,326	-	31,693	1,820	2,348	81,244
16	Sahara (T) Ltd	Kigamboni	26,685	26,641	-	-	-	-	53,326
17	Star Oil (T) Ltd	Kurasini	12,941	24,800	-	-	-	-	37,741
18	Super Star Forwarders Co. Ltd	Kurasini	-	11,566	-	5,714	1,189	8,800	27,270
19	TIPER	Kigamboni	77,220	121,200	-	13,900	-	11,608	223,928
20	Vivo Energy	Kurasini	11,943	12,160	-	-	-	-	24,103
21	World Oil Ltd (I)	Kigamboni	5,570	27,636	-	-	-	-	33,206
22	World Oil Ltd (II)	Kigamboni	17,731	17,829	-	-	-	-	35,560
<b>Grand Total</b>			<b>426,965</b>	<b>718,354</b>	<b>19,480</b>	<b>85,149</b>	<b>3,009</b>	<b>35,143</b>	<b>1,288,101</b>

## APPENDIX 2: Storage Capacities for Inland Terminals (Units in Cubic Metres, m3)

S/No.	Name of the Company	Location	MSP	JET A1	IK	AGO	IDO	FO	TOTAL
1	Engen Petroleum Ltd	Kibirizi, Kigoma	1,392	-	399	550	-	150	2,491
2	Gapco Tanzania Ltd	Kibirizi, Kigoma	2,010	-	2,014	2,013	162	372	6,571
3	GBP Tanzania Ltd	Kibirizi, Kigoma	1,000	-	500	1,500	-	-	3,000
4	Oilcom Tanzania Ltd	Kibirizi, Kigoma	770	490	320	715	150	-	2,445
5	Total Tanzania Ltd	Kibirizi, Kigoma	1,600	810	-	765	-	-	3,175
6	World Oil Ltd	Kibirizi, Kigoma	410	-	410	410	-	-	1,230
7	East Africa Fossils Company	Musoma	544	-	153	816	-	-	1,513
8	Gapco Tanzania Ltd	Musoma	68	-	254	408	-	-	730
9	Malawi Government	Iyunga, Mbeya	1,820	-	392	2,027	-	-	4,239
10	Oryx Oil Company Ltd/Total Tanzania Ltd	Iyunga, Mbeya	930	-	550	2,260	-	-	3,740
11	Engen Petroleum Ltd	Pasua, Moshi	100	-	100	200	-	-	400
12	Oryx Oil Company Ltd	Pasua, Moshi	206	-	102	303	46	72	729
13	Puma Energy (T) Ltd	Pasua, Moshi	1,000	-	90	1,000	-	180	2,270
14	Puma Energy (T) Ltd	Mtwara	506	-	1,615	1,615	953	-	4,64,689
15	Engen Petroleum Ltd	Mwanza South	275	-	100	996	-	-	1,371
16	Gapco Tanzania Ltd	Mwanza South	155	-	207	408	59	-	829
17	Gapco Tanzania Ltd	Mwanza South	544	-	1,997	4,008	1,998	-	8,547
18	GBP Tanzania Ltd	Mwanza South	576	-	606	2,607	-	-	3,789
19	Oryx Oil Company Ltd	Mwanza South	160	-	100	400	58	-	718
20	Puma Energy (T) Ltd	Mwanza South	228	500	466	1,646	118	220	3,178
21	Engen Petroleum Ltd	Isaka, Shinyanga	516	-	163	1,399	-	-	2,078
22	Oilcom Tanzania Ltd	Isaka, Shinyanga	1,000	-	1,000	4,000	-	-	6,000
23	Oryx Oil Company Ltd	Isaka, Shinyanga	-	-	-	1,549	-	-	1,549
24	Total Tanzania Ltd	Shinyanga	216	-	147	1,273	-	-	1,636
25	Amazon Petroleum (T) Ltd	Kiloleni, Arusha	120	-	188	358	-	-	666
26	GBP Tanzania Ltd	Kiloleni, Arusha	158	-	217	412	-	-	787
27	Gapco Tanzania Ltd	Unga Ltd, Arusha	544	-	767	1,301	-	-	2,612
28	Mount Meru Petroleum	Njiro, Arusha	483	-	875	1,443	-	43	2,844
29	NSK Oil	Njiro, Arusha	300	-	300	1,200	-	-	1,800
<b>Grand Storage Capacity Upcountry</b>									<b>75,626</b>

### APPENDIX 3: List of LPG Facilities and their storage capacities in Mainland Tanzania

S/N	Name of Facility	Region	Storage Capacity (MT)
1	Lake Gas Limited - Arusha LPG Facility	Arusha	55
2	Manjis Gas Limited - Arusha LPG Facility	Arusha	180
3	Orange Gas Limited - Arusha LPG Facility	Arusha	120
4	Taifa Gas Tanzania Limited - Arusha LPG Facility	Arusha	46
5	Acer Petroleum Tanzania Limited - Arusha LPG Facility	Arusha	50
6	Oryx Energies Tanzania Limited - Dodoma LPG Facility	Dodoma	50
7	Lake Gas Limited – Dodoma LPG Facility	Dodoma	20
8	Taifa Gas Tanzania Limited - Dodoma LPG Facility	Dodoma	46
9	Taifa Gas Tanzania Limited - Geita LPG Facility	Geita	23
10	Oryx Energies Tanzania Limited - Iringa LPG Facility	Iringa	25
11	Lake Gas Limited - Iringa LPG Facility	Iringa	30
12	Taifa Gas Tanzania Limited - Iringa LPG Facility	Iringa	23
13	Taifa Gas Tanzania Limited - Bukoba LPG Facility	Kagera	23
14	Taifa Gas Tanzania Limited - Kigoma LPG Facility	Kigoma	23
15	Oryx Energies Tanzania Limited - Moshi LPG Facility	Kilimanjaro	110
16	Taifa Gas Tanzania Limited - Moshi LPG Facility	Kilimanjaro	23
17	Taifa Gas Tanzania Limited - Babati LPG Facility	Manyara	23
18	Taifa Gas Tanzania Limited - Musoma LPG Facility	Mara	23
19	Oryx Energies Tanzania Limited - Mbeya LPG Facility	Mbeya	50
20	Taifa Gas Tanzania Limited - Mbeya LPG Facility	Mbeya	46
21	Taifa Gas Tanzania Limited - Morogoro LPG Facility	Morogoro	23
22	Oryx Energies Tanzania Limited - Mwanza LPG Facility	Mwanza	200
23	Lake Gas Limited – Mwaza LPG Facility	Mwanza	55
24	Taifa Gas Tanzania Limited - Mwanza LPG Facility	Mwanza	46
25	Taifa Gas Tanzania Limited - Njombe LPG Facility	Njombe	23
26	Taifa Gas Tanzania Limited - Sumbawanga LPG Facility	Rukwa	23
27	Taifa Gas Tanzania Limited - Songea LPG Facility	Ruvuma	23
28	Oryx Energies Tanzania Limited - Shinyanga LPG Facility	Shinyanga	25
29	Taifa Gas Tanzania Limited - Shinyanga LPG Facility	Shinyanga	23
30	Taifa Gas Tanzania Limited - Kahama LPG Facility	Shinyanga	23
31	Taifa Gas Tanzania Limited - Singida LPG Facility	Singida	23
32	Taifa Gas Tanzania Limited - Tabora LPG Facility	Tabora	23
33	Taifa Gas Tanzania Limited - Tanga LPG Facility	Tanga	23
		<b>TOTAL</b>	<b>1,522</b>

### APPENDIX 4: List of Suppliers and Premiums for Year 2020 (Weighted Average)

S/N	Month of Supply	BPS Tender No.	BPS Tender Winner Name	Diesel		Petrol		Jet A-1 / IK	
				Premium USD/MT	Tendered Quantity MT	Premium USD/MT	Tendered Quantity MT	Premium USD/MT	Tendered Quantity MT
1	Jan-20	CPP/AGO/C1-SBM/01/2020	Addax Energy SA	41.90	90,800				
2	Jan-20	CPP/AGO/C2-SBM/01/2020	Vitol Bahrain EC	44.97	76,043				
3	Jan-20	CPP/AGO/C3-SBM/01/2020	Sahara Energy Resources	43.15	77,139				
4	Jan-20	CPP/PMS/C1-KOJ1/01/2020	Sahara Energy Resources			54.76	36,820		
5	Jan-20	CPP/PMS/C2-KOJ1/01/2020	Sahara Energy Resources			52.83	33,300		
6	Jan-20	CPP/PMS/C3-KOJ1/01/2020	Sahara Energy Resources			50.85	32,150		
7	Jan-20	CPP/PMS/C4-KOJ1/01/2020	Sahara Energy Resources			50.90	30,300		
8	Jan-20	CPP/PMS/C5-KOJ1/01/2020	Sahara Energy Resources			49.94	28,701		
9	Jan-20	CPP/JET A1&IK/C-KOJ1/01/2020	TOTSA Total Oil Trading SA					59.52	24,447
10	Feb-20	CPP/AGO/C1-SBM/02/2020	TOTSA Total Oil Trading SA	37.17	108,008				
11	Feb-20	CPP/AGO/C2-SBM/02/2020	Sahara Energy Resources	37.40	108,008				
12	Feb-20	CPP/PMS/C1-KOJ1/02/2020	Trafigura PTE Ltd			44.28	38,917		
13	Feb-20	CPP/PMS/C2-KOJ1/02/2020	Trafigura PTE Ltd			44.28	38,915		
14	Feb-20	CPP/PMS/C3-KOJ1/02/2020	Galana Petroleum Ltd			42.58	38,917		
15	Feb-20	CPP/COMBI/KOJ1-MT-WR/02/2020	Sahara Energy Resources	49.62	800	70.77	1,800	56.66	22,069
16	Mar-20	CPP/AGO/C1-SBM/03/2020	Addax Energy SA	34.50	96,687				
17	Mar-20	CPP/AGO/C2-SBM/03/2020	Sahara Energy Resources	30.88	94,687				
18	Mar-20	CPP/PMS/C1-KOJ1/03/2020	Addax Energy SA			30.30	31,246		
19	Mar-20	CPP/PMS/C2-KOJ1/03/2020	Addax Energy SA			34.20	31,746		

S/N	Month of Supply	BPS Tender No.	BPS Tender Winner Name	Diesel		Petrol		Jet A-1 / IK	
				Premium USD/MT	Tendered Quantity MT	Premium USD/MT	Tendered Quantity MT	Premium USD/MT	Tendered Quantity MT
20	Mar-20	CPP/PMS/C3-KOJ1/03/2020	Sahara Energy Resources			33.36	31,084		
21	Mar-20	CPP/PMS/C4-KOJ1/03/2020	Sahara Energy Resources			32.36	30,909		
22	Mar-20	CPP/COMBI/TG1&MT/03/2020	Addax Energy SA	56.00	8,300	56.00	11,950	56.00	2,000
23	Mar-20	CPP/JET A1&IK/C-KOJ1/03/2020	TOTSA Total Oil Trading SA					53.85	30,237
24	Apr-20	CPP/AGO/C1-SBM/04/2020	Addax Energy SA	32.90	86,351				
25	Apr-20	CPP/AGO/C2-SBM/04/2020	Trafigura PTE Ltd	35.19	86,352				
26	Apr-20	CPP/PMS/C1-KOJ1/04/2020	Addax Energy SA			24.17	38,621		
27	Apr-20	CPP/PMS/C2-KOJ1/04/2020	Addax Energy SA			23.00	38,596		
28	Apr-20	CPP/PMS/C3-KOJ1/04/2020	Addax Energy SA			22.17	38,093		
29	Apr-20	CPP/JET A1&IK/C-KOJ1/04/2020	Sahara Energy Resources					55.60	24,326
30	Apr-20	CPP/COMBI/TG1-MTR/04/2020	GBP Tanzania Ltd	49.94	20,150	31.94	16,750		
31	May-20	CPP/AGO/C1-SBM/05/2020	Addax Energy SA	33.90	67,974				
32	May-20	CPP/PMS/C1-KOJ1/05/2020	Sahara Energy Resources	11.90	30,364				
33	May-20	CPP/PMS/C2-KOJ1/05/2020	Addax Energy SA	12.00	29,950				
34	May-20	CPP/COMBI/AGO&JETA1/KOJ1/04/2020	Vitol Bahrain EC	39.58	30,359			52.13	4,500
35	Jun-20	CPP/AGO/SBM/06/2020	ASA ENERGY FZCO	60.00	70,168				
36	Jun-20	CPP/AGO/KOJ1/06/2020	Sahara Energy Resources	81.21	37,752				
37	Jun-20	CPP/PMS/C1-KOJ1/06/2020	Sahara Energy Resources			66.20	32,950		
38	Jun-20	CPP/PMS/C2-KOJ1/06/2020	Addax Energy SA			69.50	30,050		
39	Jul-20	CPP/AGO/C1-SPM/07/2020	Vitol Bahrain EC	37.13	76,176				

S/N	Month of Supply	BPS Tender No.	BPS Tender Winner Name	Diesel		Petrol		Jet A-1 / IK	
				Premium USD/MT	Tendered Quantity MT	Premium USD/MT	Tendered Quantity MT	Premium USD/MT	Tendered Quantity MT
40	Jul-20	CPP/AGO/C2-SPM/07/2020	Vitol Bahrain EC	31.54	66,645				
41	Jul-20	CPP/PMS/C1-KOJ1/07/2020	TOTSA Total Oil Trading SA			13.70	38,835		
42	Jul-20	CPP/PMS/C2-KOJ1/07/2020	TOTSA Total Oil Trading SA			16.71	38,759		
43	Jul-20	CPP/AGO/C-KOJ1/07/2020	Vitol Bahrain EC	39.92	30,037				
44	Jul-20	CPP/PMS/C-KOJ1/07/2020	TOTSA Total Oil Trading SA			28.93	35,000		
45	Aug-20	CPP/AGO/C1-SPM/08/2020	Addax Energy SA	24.30	109,166				
46	Aug-20	CPP/AGO/C2-SPM/08/2020	TOTSA Total Oil Trading SA	24.20	106,942				
47	Aug-20	CPP/PMS/C1-KOJ1/08/2020	TOTSA Total Oil Trading SA			20.69	37,797		
48	Aug-20	CPP/PMS/C2-KOJ1/08/2019	TOTSA Total Oil Trading SA			19.71	36,790		
49	Aug-20	CPP/PMS/C3-KOJ1/08/2019	Vitol Bahrain EC			23.48	31,790		
50	Aug-20	CPP/PMS/C4/KOJ1/08/2020	Sahara Energy Resources			26.86	26,457		
51	Aug-20	CPP/COMBI/TG1&MT/08/2020	Vitol Bahrain EC	38.50	16,750	41.70	11,500		
52	Sep-20	CPP/AGO/C1-SBM/09/2020	Vitol Bahrain EC	28.08	83,728				
53	Sep-20	CPP/AGO/C2-SBM/09/2020	Trafigura PTE Ltd	25.28	83,728				
54	Sep-20	CPP/AGO/C3-SBM/09/2020	Vitol Bahrain EC	31.31	83,728				
55	Sep-20	CPP/PMS/C1-KOJ1/09/2020	Sahara Energy Resources			2.78	40,956		
56	Sep-20	CPP/PMS/C2-KOJ1/09/2020	Sahara Energy Resources			4.22	40,956		
57	Sep-20	CPP/PMS/C3-KOJ1/09/2020	Sahara Energy Resources			4.22	40,956		

S/N	Month of Supply	BPS Tender No.	BPS Tender Winner Name	Diesel		Petrol		Jet A-1 / IK	
				Premium USD/MT	Tendered Quantity MT	Premium USD/MT	Tendered Quantity MT	Premium USD/MT	Tendered Quantity MT
58	Sep-20	CPP/PMS/C-KOJ1/09/2020	Sahara Energy Resources			44.95	38,726		
59	Sep-20	CPP/JET A1&IK/C-KOJ1/09/2020	Vitol Bahrain EC					78.00	9,289.00
60	Sep-20	CPP/COMBI/KOJI-MT-WR/09/2020	Sahara Energy Resources	51.25	1,000	11.11	39,623		
61	Sep-20	CPP/COMBI/TANGA/09/2020	Sahara Energy Resources	41.74	17,390	9.88	18,250		
62	Oct-20	CPP/AGO/C1-SPM/10/2020	Vitol Bahrain EC	57.90	67,414				
63	Oct-20	CPP/AGO/C2-SPM/10/2020	Addax Energy SA	57.81	67,414				
64	Oct-20	CPP/AGO/C3-SPM/10/2020	Addax Energy SA	57.72	67,414				
65	Oct-20	CPP/PMS/C1-KOJ1/10/2020	Sahara Energy Resources			50.58	32,980		
66	Oct-20	CPP/PMS/C2-KOJ1/10/2020	Alchemist Energy Trading DMCC			49.49	32,980		
67	Oct-20	CPP/PMS/C3-KOJ1/10/2020	Sahara Energy Resources			50.98	32,980		
68	Oct-20	CPP/PMS/C4-KOJ1/10/2020	Sahara Energy Resources			50.47	30,679		
69	Oct-20	CPP/JET A1&IK/C-KOJ1/10/2020	Vitol Bahrain EC					76.58	13,171
70	Oct-20	CPP/COMBI/KO-J1&MT/10/2020	Sahara Energy Resources	57.45	2,750	57.45	31,435		
71	Oct-20	CPP/COMBI/TANGA/10/2020	Vitol Bahrain EC	76.80	17,390	63.35	18,250		
72	Nov-20	CPP/AGO/C1-SPM/11/2020	Vitol Bahrain EC	23.96	78,913				
73	Nov-20	CPP/AGO/C2-SPM/11/2020	Addax Energy SA	23.90	78,745				
74	Nov-20	CPP/AGO/C3/SPM/11/2020	Addax Energy SA	25.56	75,312				
75	Nov-20	CPP/PMS/C1-KOJ1/11/2020	TOTSA Total Oil Trading SA			27.49	38,229		

S/N	Month of Supply	BPS Tender No.	BPS Tender Winner Name	Diesel		Petrol		Jet A-1 / IK	
				Premium USD/MT	Tendered Quantity MT	Premium USD/MT	Tendered Quantity MT	Premium USD/MT	Tendered Quantity MT
76	Nov-20	CPP/PMS/C2-KOJ1/11/2020	TOTSA Total Oil Trading SA			23.91	37,825		
77	Nov-20	CPP/PMS/C3-KOJ1/11/2020	TOTSA Total Oil Trading SA			26.89	34,798		
78	Nov-20	CPP/JETA1-1K/C/KOJ1/11/2020	Vitol Bahrain EC					61.25	13,279
79	Nov-20	CPP/COMBI/KO-J1&MT/11/2020	Sahara Energy Resources	55.00	1,500	25.50	36,045		
80	Nov-20	CPP/COMBI/TANGA/11/2020	HAPCO FZE	35.38	14,615	45.20	10,380		
81	Dec-20	CPP/AGO/C1-SBM/12/2020	Addax Energy SA	16.23	99,950				
82	Dec-20	CPP/AGO/C2-SBM/12/2020	TOTSA Total Oil Trading SA	22.88	99,950				
83	Dec-20	CPP/PMS/C1-KOJ1/12/2020	Alchemist Energy Trading DMCC			17.90	38,300		
84	Dec-20	CPP/PMS/C2-KOJ1/12/2020	Trafigura PTE Ltd			26.63	38,300		
85	Dec-20	CPP/JET A1&IK/C-KOJ1/12/2020	Addax Energy SA					38.20	24,033
86	Dec-20	CPP/COMBI/KOJI-MT/12/2020	Vitol Bahrain EC	43.87	1,900	19.97	36,613		
87	Dec-20	CPP/COMBI/TAN-DAR/12/2020	Sahara Energy Resources	51.68	3,300	23.83	34,950		
			<b>Weighted Average – 2020</b>	<b>35.31</b>	<b>2,471,749</b>	<b>32.63</b>	<b>1,572,954</b>	<b>56.75</b>	<b>167,351</b>
			<b>Weighted Average – 2019</b>	<b>31.34</b>	<b>2,852,049</b>	<b>29.29</b>	<b>1,558,652</b>	<b>46.31</b>	<b>293,747</b>

## APPENDIX 5: Monthly Petroleum Products Premiums for each port in year 2020

### Dar es Salaam

SN	Month of Supply	BPS Tender No.	BPS Tender Winner Name	Diesel		Petrol		Jet A-1 / Kerosene	
				Premium USD/MT	Tendered Quantity MT	Premium USD/MT	Tendered Quantity MT	Premium USD/MT	Tendered Quantity MT
1	Jan-20	CPP/AGO/C1-SBM/01/2020	Addax Energy SA	41.90	90,800				
2	Jan-20	CPP/AGO/C2-SBM/01/2020	Vitol Bahrain EC	44.97	76,043				
3	Jan-20	CPP/AGO/C3-SBM/01/2020	Sahara Energy Resources	43.15	77,139				
4	Jan-20	CPP/PMS/C1-KOJ1/01/2020	Sahara Energy Resources			54.76	36,820		
5	Jan-20	CPP/PMS/C2-KOJ1/01/2020	Sahara Energy Resources			52.83	33,300		
6	Jan-20	CPP/PMS/C3-KOJ1/01/2020	Sahara Energy Resources			50.85	32,150		
7	Jan-20	CPP/PMS/C4-KOJ1/01/2020	Sahara Energy Resources			50.90	30,300		
8	Jan-20	CPP/PMS/C5-KOJ1/01/2020	Sahara Energy Resources			49.94	28,701		
9	Jan-20	CPP/JET A1&IK/C-KOJ1/01/2020	TOTSA Total Oil Trading SA					59.52	24,447
10	Feb-20	CPP/AGO/C1-SBM/02/2020	TOTSA Total Oil Trading SA	37.17	108,008				
11	Feb-20	CPP/AGO/C2-SBM/02/2020	Sahara Energy Resources	37.40	108,008				
12	Feb-20	CPP/PMS/C1-KOJ1/02/2020	Trafigura PTE Ltd			44.28	38,917		
13	Feb-20	CPP/PMS/C2-KOJ1/02/2020	Trafigura PTE Ltd			44.28	38,915		
14	Feb-20	CPP/PMS/C3-KOJ1/02/2020	Galana Petroleum Ltd			42.58	38,917		
15	Feb-20	CPP/COMBI/KOJ1-MT-WR/02/2020	Sahara Energy Resources					56.66	22,069

SN	Month of Supply	BPS Tender No.	BPS Tender Winner Name	Diesel		Petrol		Jet A-1 / Kerosene	
				Premium USD/MT	Tendered Quantity MT	Premium USD/MT	Tendered Quantity MT	Premium USD/MT	Tendered Quantity MT
16	Mar-20	CPP/AGO/C1-SBM/03/2020	Addax Energy SA	34.50	96,687				
17	Mar-20	CPP/AGO/C2-SBM/03/2020	Sahara Energy Resources	30.88	94,687				
18	Mar-20	CPP/PMS/C1-KOJ1/03/2020	Addax Energy SA			30.30	31,246		
19	Mar-20	CPP/PMS/C2-KOJ1/03/2020	Addax Energy SA			34.20	31,746		
20	Mar-20	CPP/PMS/C3-KOJ1/03/2020	Sahara Energy Resources			33.36	31,084		
21	Mar-20	CPP/PMS/C4-KOJ1/03/2020	Sahara Energy Resources			32.36	30,909		
22	Mar-20	CPP/JET A1&IK/C-KOJ1/03/2020	TOTSA Total Oil Trading SA					53.85	30,237
23	Apr-20	CPP/AGO/C1-SBM/04/2020	Addax Energy SA	32.90	86,351				
24	Apr-20	CPP/AGO/C2-SBM/04/2020	Trafigura PTE Ltd	35.19	86,352				
25	Apr-20	CPP/PMS/C1-KOJ1/04/2020	Addax Energy SA			24.17	38,621		
26	Apr-20	CPP/PMS/C2-KOJ1/04/2020	Addax Energy SA			23.00	38,596		
27	Apr-20	CPP/PMS/C3-KOJ1/04/2020	Addax Energy SA			22.17	38,093		
28	Apr-20	CPP/JET A1&IK/C-KOJ1/04/2020	Sahara Energy Resources					55.60	24,326
29	May-20	CPP/AGO/C1-SBM/05/2020	Addax Energy SA	33.90	67,974				
30	May-20	CPP/PMS/C1-KOJ1/05/2020	Sahara Energy Resources	11.90	30,364				
31	May-20	CPP/PMS/C2-KOJ1/05/2020	Addax Energy SA	12.00	29,950				
32	May-20	CPP/COMBI/AGO&JETA1/KOJ1/04/2020	Vitol Bahrain EC	39.58	30,359			52.13	4,500
33	Jun-20	CPP/AGO/SBM/06/2020	ASA ENERGY FZCO	60.00	70,168				
34	Jun-20	CPP/AGO/KOJ1/06/2020	Sahara Energy Resources	81.21	37,752				
35	Jun-20	CPP/PMS/C1-KOJ1/06/2020	Sahara Energy Resources			66.20	32,950		

SN	Month of Supply	BPS Tender No.	BPS Tender Winner Name	Diesel		Petrol		Jet A-1 / Kerosene	
				Premium USD/MT	Tendered Quantity MT	Premium USD/MT	Tendered Quantity MT	Premium USD/MT	Tendered Quantity MT
36	Jun-20	CPP/PMS/C2-KOJ1/06/2020	Addax Energy SA			69.50	30,050		
37	Jul-20	CPP/AGO/C1-SPM/07/2020	Vitol Bahrain EC	37.13	76,176				
38	Jul-20	CPP/AGO/C2-SPM/07/2020	Vitol Bahrain EC	31.54	66,645				
39	Jul-20	CPP/PMS/C1-KOJ1/07/2020	TOTSA Total Oil Trading SA			13.70	38,835		
40	Jul-20	CPP/PMS/C2-KOJ1/07/2020	TOTSA Total Oil Trading SA			16.71	38,759		
41	Jul-20	CPP/AGO/C-KOJ1/07/2020	Vitol Bahrain EC	39.92	30,037				
42	Jul-20	CPP/PMS/C-KOJ1/07/2020	TOTSA Total Oil Trading SA			28.93	35,000		
43	Aug-20	CPP/AGO/C1-SPM/08/2020	Addax Energy SA	24.30	109,166				
44	Aug-20	CPP/AGO/C2-SPM/08/2020	TOTSA Total Oil Trading SA	24.20	106,942				
45	Aug-20	CPP/PMS/C1-KOJ1/08/2020	TOTSA Total Oil Trading SA			20.69	37,797		
46	Aug-20	CPP/PMS/C2-KOJ1/08/2019	TOTSA Total Oil Trading SA			19.71	36,790		
47	Aug-20	CPP/PMS/C3-KOJ1/08/2019	Vitol Bahrain EC			23.48	31,790		
48	Aug-20	CPP/PMS/C4/KOJ1/08/2020	Sahara Energy Resources			26.86	26,457		
49	Sep-20	CPP/AGO/C1-SBM/09/2020	Vitol Bahrain EC	28.08	83,728				
50	Sep-20	CPP/AGO/C2-SBM/09/2020	Trafigura PTE Ltd	25.28	83,728				
51	Sep-20	CPP/AGO/C3-SBM/09/2020	Vitol Bahrain EC	31.31	83,728				
52	Sep-20	CPP/PMS/C1-KOJ1/09/2020	Sahara Energy Resources			2.78	40,956		
53	Sep-20	CPP/PMS/C2-KOJ1/09/2020	Sahara Energy Resources			4.22	40,956		
54	Sep-20	CPP/PMS/C3-KOJ1/09/2020	Sahara Energy Resources			4.22	40,956		

SN	Month of Supply	BPS Tender No.	BPS Tender Winner Name	Diesel		Petrol		Jet A-1 / Kerosene	
				Premium USD/MT	Tendered Quantity MT	Premium USD/MT	Tendered Quantity MT	Premium USD/MT	Tendered Quantity MT
55	Sep-20	CPP/PMS/C-KOJ1/09/2020	Sahara Energy Resources			44.95	38,726		
56	Sep-20	CPP/JET A1&IK/C-KOJ1/09/2020	Vitol Bahrain EC					78.00	9,289.00
57	Sep-20	CPP/COMBI/KOJI-MT-WR/09/2020	Sahara Energy Resources			11.11	35,839		
58	Oct-20	CPP/AGO/C1-SPM/10/2020	Vitol Bahrain EC	57.90	67,414				
59	Oct-20	CPP/AGO/C2-SPM/10/2020	Addax Energy SA	57.81	67,414				
60	Oct-20	CPP/AGO/C3-SPM/10/2020	Addax Energy SA	57.72	67,414				
61	Oct-20	CPP/PMS/C1-KOJ1/10/2020	Sahara Energy Resources			50.58	32,980		
62	Oct-20	CPP/PMS/C2-KOJ1/10/2020	Alchemist Energy Trading DMCC			49.49	32,980		
63	Oct-20	CPP/PMS/C3-KOJ1/10/2020	Sahara Energy Resources			50.98	32,980		
64	Oct-20	CPP/PMS/C4-KOJ1/10/2020	Sahara Energy Resources			50.47	30,679		
65	Oct-20	CPP/JET A1&IK/C-KOJ1/10/2020	Vitol Bahrain EC					76.58	13,171.00
66	Oct-20	CPP/COMBI/KO-J1&MT/10/2020	Sahara Energy Resources			57.45	28,655		
67	Nov-20	CPP/AGO/C1-SPM/11/2020	Vitol Bahrain EC	23.96	78,913				
68	Nov-20	CPP/AGO/C2-SPM/11/2020	Addax Energy SA	23.90	78,745				
69	Nov-20	CPP/AGO/C3/SPM/11/2020	Addax Energy SA	25.56	75,312				
70	Nov-20	CPP/PMS/C1-KOJ1/11/2020	TOTSA Total Oil Trading SA			27.49	38,229		
71	Nov-20	CPP/PMS/C2-KOJ1/11/2020	TOTSA Total Oil Trading SA			23.91	37,825		

SN	Month of Supply	BPS Tender No.	BPS Tender Winner Name	Diesel		Petrol		Jet A-1 / Kerosene	
				Premium USD/MT	Tendered Quantity MT	Premium USD/MT	Tendered Quantity MT	Premium USD/MT	Tendered Quantity MT
72	Nov-20	CPP/PMS/C3-KOJ1/11/2020	TOTSA Total Oil Trading SA			26.89	34,798		
73	Nov-20	CPP/JETA1-IK/C/KOJ1/11/2020	Vitol Bahrain EC					61.25	13,279.00
74	Nov-20	CPP/COMBI/KO-J1&MT/11/2020	Sahara Energy Resources			25.50	34,545		
75	Dec-20	CPP/AGO/C1-SBM/12/2020	Addax Energy SA	16.23	99,950				
76	Dec-20	CPP/AGO/C2-SBM/12/2020	TOTSA Total Oil Trading SA	22.88	99,950				
77	Dec-20	CPP/PMS/C1-KOJ1/12/2020	Alchemist Energy Trading DMCC			17.90	38,300		
78	Dec-20	CPP/PMS/C2-KOJ1/12/2020	Trafigura PTE Ltd			26.63	38,300		
79	Dec-20	CPP/JET A1&IK/C-KOJ1/12/2020	Addax Energy SA					38.20	24,033.00
80	Dec-20	CPP/COMBI/KOJI-MT/12/2020	Vitol Bahrain EC			19.97	34,905		
81	Dec-20	CPP/COMBI/TAN-DAR/12/2020	Sahara Energy Resources			23.83	31,702		
			<b>Weighted Average – 2020</b>	<b>34.66</b>	<b>2,365,904</b>	<b>32.19</b>	<b>1,471,054</b>	<b>56.76</b>	<b>165,351</b>
			<b>Weighted Average – 2019</b>	<b>30.15</b>	<b>2,684,669</b>	<b>27.89</b>	<b>1,466,502</b>	<b>46.28</b>	<b>291,747</b>

## Tanga

SN	Month of Supply	BPS Tender No.	BPS Tender Winner Name	Diesel		Petrol		Jet A-1 / Kerosene	
				Premium USD/MT	Tendered Quantity MT	Premium USD/MT	Tendered Quantity MT	Premium USD/MT	Tendered Quantity MT
1	Mar-20	CPP/COMBI/TG1&MT/03/2020	Addax Energy SA	56.00	8,300	56.00	11,200	56.00	2,000
2	Apr-20	CPP/COMBI/TG1-MTR/04/2020	GBP Tanzania Ltd	49.94	20,150	31.94	16,750		
3	Aug-20	CPP/COMBI/TG1&MT/08/2020	Vitol Bahrain EC	38.50	15,700	41.70	10,500		
4	Sep-20	CPP/COMBI/TANGA/09/2020	Sahara Energy Resources	41.74	17,390	9.88	18,250		
5	Oct-20	CPP/COMBI/TANGA/10/2020	Vitol Bahrain EC	76.80	17,390	63.35	18,250		
6	Nov-20	CPP/COMBI/TANGA/11/2020	HAPCO FZE	35.38	14,615	45.20	10,380		
7	Dec-20	CPP/COMBI/TAN-DAR/12/2020	Sahara Energy Resources	51.68	2,350	23.83	2,050		
			<b>Weighted Average – 2020</b>	<b>49.80</b>	<b>95,895</b>	<b>39.53</b>	<b>87,380</b>	<b>56.00</b>	<b>2,000</b>
			<b>Weighted Average – 2019</b>	<b>49.93</b>	<b>149,801</b>	<b>52.37</b>	<b>94,503</b>	<b>49.50</b>	<b>2,107</b>

## Mtwara

SN	Month of Supply	BPS Tender No.	BPS Tender Winner Name	Diesel		Petrol	
				Premium USD/MT	Tendered Quantity MT	Premium USD/MT	Tendered Quantity MT
1	Feb-20	CPP/COMBI/KOJ1-MTWR/02/2020	Sahara Energy Resources	49.62	800	70.77	1,800
2	Mar-20	CPP/COMBI/TG1&MT/03/2020	Addax Energy SA	56.00	-	56.00	1,750
3	Aug-20	CPP/COMBI/TG1&MT/08/2020	Vitol Bahrain EC	38.50	1,000	41.70	1,000
4	Sep-20	CPP/COMBI/KOJ1-MTWR/09/2020	Sahara Energy Resources	51.25	1,000	11.11	2,000
5	Oct-20	CPP/COMBI/KOJ1&MT/10/2020	Sahara Energy Resources	57.45	2,750	57.45	2,780
6	Nov-20	CPP/COMBI/KOJ1&MT/11/2020	Sahara Energy Resources	55.00	1,500	25.50	1,500
7	Dec-20	CPP/COMBI/KOJ1-MT/12/2020	Vitol Bahrain EC	43.87	1,900	19.97	1,700
			<b>Weighted Average – 2020</b>	<b>50.65</b>	<b>8,950</b>	<b>41.60</b>	<b>12,530</b>
			<b>Weighted Average – 2019</b>	<b>54.18</b>	<b>25,543</b>	<b>56.23</b>	<b>22,335</b>

## APPENDIX 6: Imported Petroleum Products (in Litres)

### Local Imported Volume in Litres

Month	AGO	PMS	IK	Jet A-1	HFO
Jan-20	187,029,091	150,119,727	3,578,317	29,300,084	
Feb-20	144,502,056	84,954,954	2,580,658	16,263,788	4,527,903
Mar-20	71,104,865	96,293,221	7,295,989	15,772,347	
Apr-20	136,529,687	123,034,254	3,622,106	16,068,957	4,001,259
May-20	149,426,486	82,451,690			3,861,501
Jun-20	76,228,966	50,594,426			
Jul-20	100,626,451	92,660,911			
Aug-20	209,275,758	142,307,023			4,496,215
Sep-20	208,036,580	115,918,591	1,599,310	8,569,392	4,738,255
Oct-20	131,361,563	160,897,766			
Nov-20	187,285,677	117,841,106	1,593,696	9,961,772	
Dec-20	179,236,527	85,052,268	6,210,553	20,905,058	5,157,978
Add: Localised products	188,595,124	112,004,478	3,523,963	4,723,578	12,841
Add: Locally Downgraded IK			4,150,000	(4,150,000)	
<b>TOTAL</b>	<b>1,969,238,830</b>	<b>1,414,130,416</b>	<b>34,154,592</b>	<b>117,414,976</b>	<b>26,795,952</b>
<b>LAST YEAR</b>	<b>2,021,033,634</b>	<b>1,279,302,572</b>	<b>35,497,526</b>	<b>182,220,109</b>	<b>19,838,051</b>
<b>% CHANGE</b>	<b>-2.6%</b>	<b>10.5%</b>	<b>-3.8%</b>	<b>-35.6%</b>	<b>35.1%</b>

### Transit Imported Volume in Litres

Month	AGO	PMS	JET A-1/ IK	HFO
Jan-20	160,290,915	100,921,091	26,710,288	
Feb-20	108,371,069	71,359,796	14,354,233	
Mar-20	59,496,322	74,628,332	20,529,254	
Apr-20	124,857,394	86,740,199	14,923,100	
May-20	102,194,099	51,209,478		4,190,926
Jun-20	66,273,410	40,527,425		
Jul-20	143,625,086	63,823,296		
Aug-20	110,304,665	73,464,172		
Sep-20	193,068,017	57,610,228	2,122,079	3,666,560
Oct-20	86,831,700	91,082,313		
Nov-20	199,812,740	81,295,230	8,810,720	
Dec-20	181,161,116	74,963,308	22,863,876	
Less: Localised products	(188,595,124)	(112,004,478)	(4,723,578)	(12,841)
<b>TOTAL</b>	<b>1,347,691,409</b>	<b>755,620,388</b>	<b>105,589,971</b>	<b>7,844,645</b>
<b>LAST YEAR</b>	<b>1,577,021,578</b>	<b>882,174,312</b>	<b>148,622,773</b>	<b>7,861,041</b>
% CHANGE	-14.5%	-14.3%	-29.0%	-0.2%

## APPENDIX 7: List of Applicants that were Licensed in year 2020

### List of Petroleum Wholesale Licences

Petroleum Wholesale Licences – New					
S/N	Name	Region	Licence Number	Type of Licence	Status
1	APL Petroleum Limited	Dar es Salaam	PWL-2020-006	Petroleum Wholesale	New
2	Blue Oil Limited	Dar es Salaam	PWL-2020-003	Petroleum Wholesale	New
3	Encod Limited	Dar es Salaam	PWL-2020-002	Petroleum Wholesale	New
4	Lindi Express Limited	Dar es Salaam	PWL-2020-012	Petroleum Wholesale	New
5	Super Oil Petroleum Company Limited	Dar es Salaam	PWL-2020-007	Petroleum Wholesale	New
6	Super Star Forwarders Company Limited	Dar es Salaam	PWL-2020-011	Petroleum Wholesale	New
7	Njombe Filling Station Company Limited	Njombe	PWL-2020-009	Petroleum Wholesale	New
8	Simba Oil Company Limited	Morogoro	PWL-2020-008	Petroleum Wholesale	New

Petroleum Wholesale Licences – Renewed					
S/N	Name	Region	Licence Number	Type of Licence	Status
1	HASS Petroleum (T) Ltd	Dar es Salaam	PWL-2020-004	Petroleum Wholesale	Renewed
2	Olympic Petroleum (T) Limited	Dar es Salaam	PWL-2020-001	Petroleum Wholesale	Renewed
3	Oryx Oil Company Limited	Dar es Salaam	PWL-2020-005	Petroleum Wholesale	Renewed
4	Petroafrica (T) Limited	Dar es Salaam	PWL-2020-009	Petroleum Wholesale	Renewed

### List of Petroleum Storage Licences

Petroleum storage Licences – New					
S/N	Name	Region	Licence Number	Type Of Licence	Status
1	World Oil (Tanzania) Limited	Dar es Salaam	PSBL-2020-001	Petroleum Storage	New
2	Afroil Investment Ltd	Dar es Salaam	PSBL-2020-002	Petroleum Storage	New with Conditions
3	Super Star Forwarders Limited	Dar es Salaam	PSBL-2020-003	Petroleum Storage	New with Conditions
4	GBP Tanzania Limited	Dar es Salaam	PSBL-2020-004	Petroleum Storage	New with Conditions
5	MOGAS Tanzania Limited	Dar es Salaam	PSBL-2020-005	Petroleum Storage	New with Conditions

### List of Petroleum Retail Licences

Petroleum Retail Licences – New					
S/N	Name	Region	Licence Number	Type of Licence	Status
1	Amlate Petrol Station	Arusha	PRL-2020-006	Petroleum Retail	New
2	Great North Service Station Limited – Airport	Arusha	PRL-2020-066	Petroleum Retail	New
3	Darpcoc Energy Co. Ltd – Mwalusembe Petrol Station	Coast	PRL-2020-223	Petroleum Retail	New
4	Karagwe Oils Co. Ltd – Vigwaza	Coast	PRL-2020-143	Petroleum Retail	New
5	Kifaru Oil Investment Limited – Kerege	Coast	PRL-2020-350	Petroleum Retail	New
6	Mbwawa Filling Station	Coast	PRL-2020-012	Petroleum Retail	New
7	MSK Petrol Station	Coast	PRL-2020-347	Petroleum Retail	New
8	Rachel Elimo Mbowe Petrol Station	Coast	PRL-2020-268	Petroleum Retail	New
9	Rashid Said Khalifa	Coast	PRL-2020-281	Petroleum Retail	New
10	Afroil Investment Limited	Dar es Salaam	PRL-2020-385	Petroleum Retail	New
11	Amer Mohamed Mbarak	Dar es Salaam	PRL-2020-200	Petroleum Retail	New
12	ATN Petroleum Boko	Dar es Salaam	PRL-2020-266	Petroleum Retail	New

<b>Petroleum Retail Licences – New</b>						
<b>S/N</b>	<b>Name</b>	<b>Region</b>	<b>Licence Number</b>	<b>Type of Licence</b>	<b>Status</b>	
13	ATN Petroleum Company Limited – Pugu Petrol Station	Dar es Salaam	PRL-2020-007	Petroleum Retail	New	
14	Barrel Petro Energy Co. Ltd – Buza Service Station	Dar es Salaam	PRL-2020-149	Petroleum Retail	New	
15	Barrel Petro Energy Co. Ltd – Mbande Service Station	Dar es Salaam	PRL-2020-147	Petroleum Retail	New	
16	Barrel Petro Energy Co. Ltd – Temeke Mwembe Yanga Service Station	Dar es Salaam	PRL-2020-148	Petroleum Retail	New	
17	Barrel Petro Energy Company Limited – Sabasaba	Dar es Salaam	PRL-2020-008	Petroleum Retail	New	
18	Darpc Energy Company Limited – Mfuruni Service Station	Dar es Salaam	PRL-2020-092	Petroleum Retail	New	
19	DMB Petroleum Limited – Pugu Petrol Station	Dar es Salaam	PRL-2020-065	Petroleum Retail	New	
20	Engen – Mwembeyanga Service Station	Dar es Salaam	PRL-2020-104	Petroleum Retail	New	
21	Engen – Pugu Service Station	Dar es Salaam	PRL-2020-437	Petroleum Retail	New	
22	Gibaso Holding Co. Ltd – Gibaso Petrol Station Msongola	Dar es Salaam	PRL-2020-155	Petroleum Retail	New	
23	Gudal (T) Co. Limited – Bunju Petrol Station	Dar es Salaam	PRL-2020-010	Petroleum Retail	New	
24	Jom Fuel Supplies Company Ltd	Dar es Salaam	PRL-2020-438	Petroleum Retail	New	
25	Joseph Philip Mmewa – Sadani Oil Petrol Station	Dar es Salaam	PRL-2020-086	Petroleum Retail	New	
26	Lake Oil Chanika	Dar es Salaam	PRL-2020-286	Petroleum Retail	New	
27	Lake Oil Darajani Kigamboni	Dar es Salaam	PRL-2020-283	Petroleum Retail	New	
28	Lake Oil External	Dar es Salaam	PRL-2020-284	Petroleum Retail	New	
29	Lake Oil Kinyerezi Tabata	Dar es Salaam	PRL-2020-288	Petroleum Retail	New	
30	Lake Oil Limited – Goba Petrol Station	Dar es Salaam	PRL-2020-177	Petroleum Retail	New	
31	Lake Oil Limited – Sinza Petrol Station	Dar es Salaam	PRL-2020-176	Petroleum Retail	New	
32	Lake Oil Ltd – Tazara	Dar es Salaam	PRL-2020-348	Petroleum Retail	New	
33	Lake Oil Magogoni Kigamboni	Dar es Salaam	PRL-2020-285	Petroleum Retail	New	
34	Mount Meru Petroleum Limited	Dar es Salaam	PRL-2020-174	Petroleum Retail	New	

Petroleum Retail Licences – New						
S/N	Name	Region	Licence Number	Type of Licence	Status	
35	Mount Meru Petroleum Ltd – Buza	Dar es Salaam	PRL-2020-063	Petroleum Retail	New	
36	Munio Petrol Station Limited – Kinyerezi	Dar es Salaam	PRL-2020-352	Petroleum Retail	New	
37	Oryx Bahari Beach Service Station	Dar es Salaam	PRL-2020-202	Petroleum Retail	New	
38	Oryx Mwai Kibaki Service Station	Dar es Salaam	PRL-2020-225	Petroleum Retail	New	
39	Oryx Oil Company Limited – Mwenge	Dar es Salaam	PRL-2020-101	Petroleum Retail	New	
40	Phantom Energy Limited – Kinondoni	Dar es Salaam	PRL-2020-099	Petroleum Retail	New	
41	Pishon Service Station Limited	Dar es Salaam	PRL-2020-201	Petroleum Retail	New	
42	Rutala Limited	Dar es Salaam	PRL-2020-169	Petroleum Retail	New	
43	Satale Filling Station	Dar es Salaam	PRL-2020-227	Petroleum Retail	New	
44	Sayari Filling Station – Mpiji Magohe	Dar es Salaam	PRL-2020-062	Petroleum Retail	New	
45	Simba Oil Co. Ltd – Ubungo Service Station	Dar es Salaam	PRL-2020-226	Petroleum Retail	New	
46	Simba Oil Kibugumo Filling Station	Dar es Salaam	PRL-2020-156	Petroleum Retail	New	
47	Victoria Service Station – Boko	Dar es Salaam	PRL-2020-100	Petroleum Retail	New	
48	World Oil (Tanzania) Limited – Kibugumo Petrol Station	Dar es Salaam	PRL-2020-170	Petroleum Retail	New	
49	Afroil Investment Ltd – Kikuyu East Petrol Station	Dodoma	PRL-2020-089	Petroleum Retail	New	
50	Afroil Investment Ltd – Mbwanga Petrol Station	Dodoma	PRL-2020-091	Petroleum Retail	New	
51	Afroil Investment Ltd – Mnadani Petrol Station	Dodoma	PRL-2020-090	Petroleum Retail	New	
52	AK Transport Company Limited – Msalato	Dodoma	PRL-2020-017	Petroleum Retail	New	
53	Elitepetro Company Limited Petrol Station	Dodoma	PRL-2020-088	Petroleum Retail	New	

<b>Petroleum Retail Licences – New</b>						
<b>S/N</b>	<b>Name</b>	<b>Region</b>	<b>Licence Number</b>	<b>Type of Licence</b>	<b>Status</b>	
54	Ibra Filling Station – Ipagala	Dodoma	PRL-2020-056	Petroleum Retail	New	
55	Izava Filling Station	Dodoma	PRL-2020-229	Petroleum Retail	New	
56	Lake Oil Chinyoyo Dodoma	Dodoma	PRL-2020-131	Petroleum Retail	New	
57	Landmark Filling Station – Hombolo	Dodoma	PRL-2020-338	Petroleum Retail	New	
58	Mguli Petrol Station - Kibaigwa Majengo	Dodoma	PRL-2020-355	Petroleum Retail	New	
59	Mguli Petrol Station Hembahemba	Dodoma	PRL-2020-178	Petroleum Retail	New	
60	Njombe Filling Station Dodoma	Dodoma	PRL-2020-144	Petroleum Retail	New	
61	Oryx New Dodoma Service Station	Dodoma	PRL-2020-204	Petroleum Retail	New	
62	Weruweru Filling Station – Chidachi	Dodoma	PRL-2020-228	Petroleum Retail	New	
63	Zubeda Hamisi Msakati Kelema	Dodoma	PRL-2020-386	Petroleum Retail	New	
64	Jabuturi Filling Station – Muungano	Geita	PRL-2020-334	Petroleum Retail	New	
65	Magema Filling Station	Geita	PRL-2020-084	Petroleum Retail	New	
66	Mansoor Oil Industries Ltd - Ushiroambo Filling Station	Geita	PRL-2020-181	Petroleum Retail	New	
67	Marema And Muhere Complex Co. Ltd - Mara Fuel Service Station	Geita	PRL-2020-061	Petroleum Retail	New	
68	Mussa Said Bugado Filling Station – Nyang’hwale	Geita	PRL-2020-013	Petroleum Retail	New	
69	Omary Charles Njovu T/A Faraja Filling Station	Geita	PRL-2020-430	Petroleum Retail	New	
70	Petroafrica (T) Ltd – Tambukareli	Geita	PRL-2020-083	Petroleum Retail	New	
71	Richard Kasubi- Neerika Filling Station	Geita	PRL-2020-333	Petroleum Retail	New	
72	Tilu Amos Nsimba – ABG Service Station	Geita	PRL-2020-014	Petroleum Retail	New	
73	TFA Petrol Station - See Petroleum Co. Ltd	Iringa	PRL-2020-354	Petroleum Retail	New	
74	Abdin General Supply Limited	Kagera	PRL-2020-263	Petroleum Retail	New	

Petroleum Retail Licences – New						
S/N	Name	Region	Licence Number	Type of Licence	Status	
75	Alinda's Transport and Oil Products – Mabira Filling Station	Kagera	PRL-2020-138	Petroleum Retail	New	
76	Arogast Sillio Ruilia Filling Station	Kagera	PRL-2020-264	Petroleum Retail	New	
77	Cosmas Cornely Ndibalema T/A Mungubariki Oil	Kagera	PRL-2020-428	Petroleum Retail	New	
78	Deogratius Boniface Daniel – Kyebitembe Filling Station	Kagera	PRL-2020-130	Petroleum Retail	New	
79	Deus Marcel Rwebale T/A Benaco Oil	Kagera	PRL-2020-019	Petroleum Retail	New	
80	Hadram Nyambebe Vyabandi Filling Station – Nyakanazi	Kagera	PRL-2020-015	Petroleum Retail	New	
81	HAMWI Co. Ltd – Kimeya Filling Station	Kagera	PRL-2020-140	Petroleum Retail	New	
82	Juvenary Rweyemamu Selestine T/A Jabc Oil Petrol Station	Kagera	PRL-2020-434	Petroleum Retail	New	
83	Karagwe Oils Co. Ltd – Kyamyorwa Petrol Station	Kagera	PRL-2020-153	Petroleum Retail	New	
84	Kyabona Filling Station	Kagera	PRL-2020-357	Petroleum Retail	New	
85	Ngara Oil (T) Ltd – Nakatunga	Kagera	PRL-2020-085	Petroleum Retail	New	
86	Allyen Company Limited Petrol Station	Katavi	PRL-2020-341	Petroleum Retail	New	
87	GBP (T) Limited – GBP Tanganyika Filling Station	Katavi	PRL-2020-098	Petroleum Retail	New	
88	Madema Company Limited Petrol Station	Katavi	PRL-2020-342	Petroleum Retail	New	
89	Khalid Salum Said	Kigoma	PRL-2020-262	Petroleum Retail	New	
90	Komanya Filling Station	Kigoma	PRL-2020-358	Petroleum Retail	New	
91	Paul Thomas – Kabwigwa Petrol Station	Kigoma	PRL-2020-139	Petroleum Retail	New	
92	Petroafrica (T) Ltd – Kumunyika Petrol Station	Kigoma	PRL-2020-199	Petroleum Retail	New	
93	Plan General Supply Ltd – Kibondo	Kigoma	PRL-2020-016	Petroleum Retail	New	
94	Salmo Oil Limited – Kibirizi Petrol Station	Kigoma	PRL-2020-335	Petroleum Retail	New	
95	Athumani Abdallah Mziray – Ndungu Filling Station	Kilimanjaro	PRL-2020-166	Petroleum Retail	New	
96	CHAKITO Petrol Station – Mwanga	Kilimanjaro	PRL-2020-164	Petroleum Retail	New	
97	Charles Peter Ulomi – Lambo Filling Station	Kilimanjaro	PRL-2020-165	Petroleum Retail	New	

<b>Petroleum Retail Licences – New</b>						
<b>S/N</b>	<b>Name</b>	<b>Region</b>	<b>Licence Number</b>	<b>Type of Licence</b>	<b>Status</b>	
98	Mchomvu Company Limited – Same Petrol Station	Kilimanjaro	PRL-2020-340	Petroleum Retail	New	
99	Panone & Company Limited – Rau Filling Station	Kilimanjaro	PRL-2020-175	Petroleum Retail	New	
100	Rombo Petrol Station Limited	Kilimanjaro	PRL-2020-067	Petroleum Retail	New	
101	Vincent Augustino Ngowi	Kilimanjaro	PRL-2020-362	Petroleum Retail	New	
102	Abdilahi Kassim Mandepe – Rnine Mchinga	Lindi	PRL-2020-011	Petroleum Retail	New	
103	Bakari M. Amanzi T/A Mbuyuni Filling Station – Mnero	Lindi	PRL-2020-384	Petroleum Retail	New	
104	Lake Oil Limited – Nangurukuru Petrol Station	Lindi	PRL-2020-269	Petroleum Retail	New	
105	Liputa Service Station – Namatula	Lindi	PRL-2020-220	Petroleum Retail	New	
106	Lukanga Oil Filling Station	Lindi	PRL-2020-094	Petroleum Retail	New	
107	Mbuyuni Filling Station – Mbekenyera	Lindi	PRL-2020-222	Petroleum Retail	New	
108	Mbuyuni Petrol Station – Nandagala	Lindi	PRL-2020-137	Petroleum Retail	New	
109	Najma Petrol Station	Lindi	PRL-2020-093	Petroleum Retail	New	
110	Rashal Petroleum Limited – Ruangwa	Lindi	PRL-2020-230	Petroleum Retail	New	
111	Arthur Fidelis Mushi	Manyara	PRL-2020-055	Petroleum Retail	New	
112	Ikhilasi Filling Station – Orkine	Manyara	PRL-2020-102	Petroleum Retail	New	
113	Wasafi Petroleum	Manyara	PRL-2020-339	Petroleum Retail	New	
114	Bahati M. Masabile – Ndono Petrol Station	Mara	PRL-2020-142	Petroleum Retail	New	
115	D.S Traders Company Limited	Mara	PRL-2020-157	Petroleum Retail	New	
116	Katura Fuel Service Station	Mara	PRL-2020-337	Petroleum Retail	New	
117	Kivuyo Petroleum Filling Station	Mara	PRL-2020-356	Petroleum Retail	New	
118	Magige Mwita Magige	Mara	PRL-2020-336	Petroleum Retail	New	
119	Nyamisisi Filling Station – Madaraka	Mara	PRL-2020-132	Petroleum Retail	New	

Petroleum Retail Licences – New						
S/N	Name	Region	Licence Number	Type of Licence	Status	
120	PKM Fuel Service Station – Kemange	Mara	PRL-2020-106	Petroleum Retail	New	
121	William N. Karantini – Sirari Filling Station	Mara	PRL-2020-134	Petroleum Retail	New	
122	Acer Petroleum (T) Limited – Chimala Service Station	Mbeya	PRL-2020-219	Petroleum Retail	New	
123	Hass Petroleum (T) Limited – Iyunga Petrol Station	Mbeya	PRL-2020-068	Petroleum Retail	New	
124	Mtweve Oil – Mbalizi Petrol Station	Mbeya	PRL-2020-154	Petroleum Retail	New	
125	Mwadembe Company Limited Petrol Station	Mbeya	PRL-2020-441	Petroleum Retail	New	
126	Mwankenja Filling Station- Ipinda	Mbeya	PRL-2020-180	Petroleum Retail	New	
127	Ntanyinya Fuel Filling Station	Mbeya	PRL-2020-087	Petroleum Retail	New	
128	Saatatu Investment Ltd – Ubaruku	Mbeya	PRL-2020-363	Petroleum Retail	New	
129	Summer Estate Limited Petrol	Mbeya	PRL-2020-145	Petroleum Retail	New	
130	TAIRO Oil Limited – Rujewa Petrol Station	Mbeya	PRL-2020-005	Petroleum Retail	New	
131	Ahmed Said Bakhams Petrol Station	Morogoro	PRL-2020-287	Petroleum Retail	New	
132	Apel Petroleum Limited	Morogoro	PRL-2020-265	Petroleum Retail	New	
133	Chambo Oil Filling Station	Morogoro	PRL-2020-167	Petroleum Retail	New	
134	Engen Makunganya Service Station	Morogoro	PRL-2020-224	Petroleum Retail	New	
135	Lake Oil Round About Morogoro	Morogoro	PRL-2020-168	Petroleum Retail	New	
136	Matemba Filling Station	Morogoro	PRL-2020-267	Petroleum Retail	New	
137	Mayunga Tito Hezron Filling Station T/A Alice Oil	Morogoro	PRL-2020-353	Petroleum Retail	New	
138	Oilcom (T) Limited – Modeco Filling Station	Morogoro	PRL-2020-436	Petroleum Retail	New	
139	Dua Oil	Mtwara	PRL-2020-282	Petroleum Retail	New	
140	Fountain Petroleum Ltd – Tandahimba	Mtwara	PRL-2020-440	Petroleum Retail	New	

<b>Petroleum Retail Licences – New</b>						
<b>S/N</b>	<b>Name</b>	<b>Region</b>	<b>Licence Number</b>	<b>Type of Licence</b>	<b>Status</b>	
141	Hemedi Barakat Salehe – Dolphin Filling Station Lukuledi	Mtwara	PRL-2020-009	Petroleum Retail	New	
142	Njombe Filling Station – Masasi	Mtwara	PRL-2020-439	Petroleum Retail	New	
143	Nyambi Service Station	Mtwara	PRL-2020-221	Petroleum Retail	New	
144	Sam Oil (1982) Service Station	Mtwara	PRL-2020-349	Petroleum Retail	New	
145	Zaha Petrofuels Service Station	Mtwara	PRL-2020-095	Petroleum Retail	New	
146	Bahati Masabile – Ndono Filling Station	Mwanza	PRL-2020-432	Petroleum Retail	New	
147	Bahati Masabile – Ndono Filling Station	Mwanza	PRL-2020-433	Petroleum Retail	New	
148	Bluewave Emporium Limited	Mwanza	PRL-2020-431	Petroleum Retail	New	
149	Chacha Ernest Mwera T/A Rubida Oil Petrol Station	Mwanza	PRL-2020-172	Petroleum Retail	New	
150	GBP (T) Ltd – Sengerema Petrol Station	Mwanza	PRL-2020-059	Petroleum Retail	New	
151	Mansoor Industries Ltd – Ngudu Petrol Station	Mwanza	PRL-2020-360	Petroleum Retail	New	
152	Marema And Muhere Co. Ltd - Mara Fuel Service Station	Mwanza	PRL-2020-141	Petroleum Retail	New	
153	Maseti Filling Station	Mwanza	PRL-2020-133	Petroleum Retail	New	
154	Nile Complex Plaza Limited – Nile Oil Petrol Station, Nyash- ishi	Mwanza	PRL-2020-060	Petroleum Retail	New	
155	Samwel Paul Bageni – Bageni Oil Petrol Station Kisesa	Mwanza	PRL-2020-361	Petroleum Retail	New	
156	Tryphone S. Male – Ni Kwa Neema Filling Station	Mwanza	PRL-2020-171	Petroleum Retail	New	
157	Jeventina Melick Mwabena Petrol Station	Njombe	PRL-2020-218	Petroleum Retail	New	
158	Ndime Entrepreneurs Limited Service Station	Njombe	PRL-2020-003	Petroleum Retail	New	
159	Njombe Filling Station – Lupembe	Njombe	PRL-2020-346	Petroleum Retail	New	

Petroleum Retail Licences – New						
S/N	Name	Region	Licence Number	Type of Licence	Status	
160	Njombe Filling Station – Matembwe	Njombe	PRL-2020-146	Petroleum Retail	New	
161	Pmax Co. Ltd – Njombe Service Station	Njombe	PRL-2020-344	Petroleum Retail	New	
162	Energy Milling Company Limited (Astra) Petrol Station	Rukwa	PRL-2020-345	Petroleum Retail	New	
163	Madema Company Limited Petrol Station	Rukwa	PRL-2020-343	Petroleum Retail	New	
164	Henry Nzela John T/A Henry Filling Station	Shinyanga	PRL-2020-136	Petroleum Retail	New	
165	Meryivicky Group of Companies Ltd – Meryivicky Oil Kahama Petrol Station	Shinyanga	PRL-2020-135	Petroleum Retail	New	
166	New Mchenya Petroleum Co. Ltd – Bukondamoyo	Shinyanga	PRL-2020-429	Petroleum Retail	New	
167	Nyarugusu Filling Station – Igomelo, Kahama	Shinyanga	PRL-2020-359	Petroleum Retail	New	
168	Heri Mchunga Zebedayo T/A Nengelo Oil, Dutwa	Simiyu	PRL-2020-435	Petroleum Retail	New	
169	Simiyu Investment Company Limited – Mwandoya	Simiyu	PRL-2020-058	Petroleum Retail	New	
170	Gatan Universal Ltd – Ilongelo Petrol Station	Singida	PRL-2020-097	Petroleum Retail	New	
171	Mount Meru Petroleum Singida Kindai	Singida	PRL-2020-152	Petroleum Retail	New	
172	Msingi Hussein Shole M&G Oil Fuel Service Station	Singida	PRL-2020-018	Petroleum Retail	New	
173	Yahaya Omary Massare Arizona Oil Petrol Station	Singida	PRL-2020-173	Petroleum Retail	New	
174	Efficient Freighters (T) Ltd – Tunduma	Songwe	PRL-2020-271	Petroleum Retail	New	
175	Ilasi Enterprises Limited – Ilasi Zelezeta Filling Station	Songwe	PRL-2020-105	Petroleum Retail	New	
176	Kilimanjaro Truck Company Limited Service Station	Songwe	PRL-2020-004	Petroleum Retail	New	
177	Mabena Filling Station	Songwe	PRL-2020-365	Petroleum Retail	New	
178	Olympic Petroleum (T) Limited – Olympic Petroleum Tunduma Petrol Station	Songwe	PRL-2020-270	Petroleum Retail	New	

<b>Petroleum Retail Licences – New</b>						
<b>S/N</b>	<b>Name</b>	<b>Region</b>	<b>Licence Number</b>	<b>Type of Licence</b>	<b>Status</b>	
179	Saatatu Investment Limited – Saatatu Filling Station	Songwe	PRL-2020-057	Petroleum Retail	New	
180	Shiuya Co. Ltd – Ihanda Filling Station	Songwe	PRL-2020-179	Petroleum Retail	New	
181	Subira Masaiti Kamwela Petrol Station	Songwe	PRL-2020-364	Petroleum Retail	New	
182	Mziray Oil Filling Station – Makuyuni	Tanga	PRL-2020-103	Petroleum Retail	New	
183	Relax Petroleum Company Limited	Tanga	PRL-2020-272	Petroleum Retail	New	
184	RM Petrol Station – Kwediboma	Tanga	PRL-2020-203	Petroleum Retail	New	
185	Landmark Filling Station- Mvumi	Dodoma	PRL-2020-276	Petroleum Retail	New with Conditions	
186	Projestus Rutinwa - Kyebitembe Filling Station	Kagera	PRL-2020-064	Petroleum Retail	New with Conditions	
187	Remigius Lweyongeza Lazaro T/A Remmy Petrol Service Station – Makere	Kigoma	PRL-2020-163	Petroleum Retail	New with Conditions	
188	Mazami Filling Station – Makutano	Mara	PRL-2020-278	Petroleum Retail	New with Conditions	
189	Frank Mbwilo – FM Oil	Mbeya	PRL-2020-039	Petroleum Retail	New with Conditions	
190	John H. Choga – Choga Oil	Mbeya	PRL-2020-277	Petroleum Retail	New with Conditions	
191	Mtweve Oil – Sangambi Filling Station	Mbeya	PRL-2020-162	Petroleum Retail	New with Conditions	
192	Mwadembe Company Limited – Madibira	Mbeya	PRL-2020-151	Petroleum Retail	New with Conditions	
193	Ntanyinya Fuel Filling Station – Lupa	Mbeya	PRL-2020-397	Petroleum Retail	New with Conditions	
194	Poa Energies Ltd	Morogoro	PRL-2020-279	Petroleum Retail	New with Conditions	
195	JK Oil	Mtwara	PRL-2020-351	Petroleum Retail	New with Conditions	

Petroleum Retail Licences – New						
S/N	Name	Region	Licence Number	Type of Licence	Status	
196	Kayanda Filling Station	Mtwara	PRL-2020-187	Petroleum Retail	New with Conditions	
197	Petrolux Misasi Service Station	Mwanza	PRL-2020-273	Petroleum Retail	New with Conditions	
198	Yakubu Salim Mabruck	Ruvuma	PRL-2020-150	Petroleum Retail	New with Conditions	
199	Emmanuel John Sumbuka Filling Station	Simiyu	PRL-2020-396	Petroleum Retail	New with Conditions	
200	Dominiki Filling Station	Singida	PRL-2020-096	Petroleum Retail	New with Conditions	
201	Ndago Filling Station	Singida	PRL-2020-275	Petroleum Retail	New with Conditions	
202	Joshua Marko Witinga	Tabora	PRL-2020-274	Petroleum Retail	New with Conditions	
203	Samhunje Petrol Station – Kwediboma	Tanga	PRL-2020-038	Petroleum Retail	New with Conditions	

Petroleum Retail Licences – Renewed						
S/N	Name	Region	Licence Number	Type of Licence	Status	
1	Afroil Investment Ltd – Afroil Njiro	Arusha	PRL-2020-295	Petroleum Retail	Renewed	
2	Arusha Five Star Company Limited	Arusha	PRL-2020-383	Petroleum Retail	Renewed	
3	East African Fossils Company Ltd (EAFCO) – Karatu Filling Station	Arusha	PRL-2020-077	Petroleum Retail	Renewed	
4	GAPCO (T) Limited – Five Star Service Station	Arusha	PRL-2020-250	Petroleum Retail	Renewed	
5	Lake Oil Karatu Arusha	Arusha	PRL-2020-292	Petroleum Retail	Renewed	
6	Lake Oil Limited – Mianzini Petrol Station	Arusha	PRL-2020-001	Petroleum Retail	Renewed	
7	Lake Oil Limited – Njiro Petrol Station	Arusha	PRL-2020-040	Petroleum Retail	Renewed	
8	Lake Oil Mateves	Arusha	PRL-2020-291	Petroleum Retail	Renewed	
9	Lake Oil Mbauda	Arusha	PRL-2020-296	Petroleum Retail	Renewed	
10	Lake Oil Ngaramtoni	Arusha	PRL-2020-280	Petroleum Retail	Renewed	
11	Mount Meru Petroleum Ltd – Meru 1 Petrol Station	Arusha	PRL-2020-300	Petroleum Retail	Renewed	
12	Oryx Oil Company Limited – Sombeni Service Station	Arusha	PRL-2020-041	Petroleum Retail	Renewed	
13	Panone And Company Limited – Engaranarok Filling Station	Arusha	PRL-2020-299	Petroleum Retail	Renewed	
14	Panone And Company Limited – Shangarai Filling Station	Arusha	PRL-2020-298	Petroleum Retail	Renewed	
15	Puma Arusha Central Service Station	Arusha	PRL-2020-245	Petroleum Retail	Renewed	
16	Puma Energy (T) Ltd – Them Hill Service Station	Arusha	PRL-2020-380	Petroleum Retail	Renewed	
17	Puma Energy Tanzania Limited – Karatu Service Station	Arusha	PRL-2020-076	Petroleum Retail	Renewed	
18	Puma Safari Service Station	Arusha	PRL-2020-190	Petroleum Retail	Renewed	
19	Samwel Kastuli Amsi Filling Station – NMC Karatu	Arusha	PRL-2020-078	Petroleum Retail	Renewed	

<b>Petroleum Retail Licences – Renewed</b>						
20	Govidet Negelo & Co – Negelo Oil Petrol Station	Coast	PRL-2020-109	Petroleum Retail	Renewed	
21	Lake Oil Ltd – Picha Ya Ndege Service Station	Coast	PRL-2020-126	Petroleum Retail	Renewed	
22	Lake Oil Ltd – Visiga Petrol Station	Coast	PRL-2020-205	Petroleum Retail	Renewed	
23	Lake Oil Ltd – Kibiti Service Station	Coast	PRL-2020-392	Petroleum Retail	Renewed	
24	Mek One Industries Ltd – Misugusugu Petrol Station	Coast	PRL-2020-420	Petroleum Retail	Renewed	
25	Mogas Tanzania Ltd – Ruvu Darajani Petrol Station	Coast	PRL-2020-051	Petroleum Retail	Renewed	
26	Mwetine Filling Station – Bago	Coast	PRL-2020-123	Petroleum Retail	Renewed	
27	National Oil Tanzania Ltd – Mkuranga Service Station	Coast	PRL-2020-121	Petroleum Retail	Renewed	
28	Natoil Bagamoyo Service Station	Coast	PRL-2020-052	Petroleum Retail	Renewed	
29	Oryx Makurunge Service Station	Coast	PRL-2020-413	Petroleum Retail	Renewed	
30	South Mark Oil-Bungu “B” Petrol Station	Coast	PRL-2020-122	Petroleum Retail	Renewed	
31	Stop Over Petrol Station – Mkuranga	Coast	PRL-2020-053	Petroleum Retail	Renewed	
32	Total Tanzania Limited – Ukuni Service Station	Coast	PRL-2020-235	Petroleum Retail	Renewed	
33	Walker Filling Station	Coast	PRL-2020-119	Petroleum Retail	Renewed	
34	Asood Petroleum Company Ltd – Chamazi Mbagala	Dar es Salaam	PRL-2020-390	Petroleum Retail	Renewed	
35	Camel Oil (T) Limited – Mikocheni Service Station	Dar es Salaam	PRL-2020-393	Petroleum Retail	Renewed	
36	Camel Oil (T) Limited Tabata Segerea Petrol Station	Dar es Salaam	PRL-2020-410	Petroleum Retail	Renewed	
37	Camel Oil (T) Ltd – Kibada Petrol Station	Dar es Salaam	PRL-2020-416	Petroleum Retail	Renewed	

<b>Petroleum Retail Licences – Renewed</b>						
38	Camel Oil (T) Ltd – Mabibo Petrol Station	Dar es Salaam	PRL-2020-417	Petroleum Retail	Renewed	Renewed
39	ENGEN Goba Petrol Station	Dar es Salaam	PRL-2020-185	Petroleum Retail	Renewed	Renewed
40	ENGEN Kipunguni Filling Station	Dar es Salaam	PRL-2020-415	Petroleum Retail	Renewed	Renewed
41	Euro Gas Tanzania Limited – Geza Filling Station	Dar es Salaam	PRL-2020-323	Petroleum Retail	Renewed	Renewed
42	GAPCO (T) Limited - Dar Petrol Service Station	Dar es Salaam	PRL-2020-327	Petroleum Retail	Renewed	Renewed
43	GBP Kahama Service Station	Dar es Salaam	PRL-2020-254	Petroleum Retail	Renewed	Renewed
44	GBP Mandela Road Service Station	Dar es Salaam	PRL-2020-236	Petroleum Retail	Renewed	Renewed
45	GBP Tanzania Limited – Keko Service Station	Dar es Salaam	PRL-2020-238	Petroleum Retail	Renewed	Renewed
46	GBP Tanzania Ltd – Africana Service Station	Dar es Salaam	PRL-2020-054	Petroleum Retail	Renewed	Renewed
47	Lake Oil Ltd – Kijichi Petrol Station	Dar es Salaam	PRL-2020-028	Petroleum Retail	Renewed	Renewed
48	Lambest Oil Enterprises	Dar es Salaam	PRL-2020-158	Petroleum Retail	Renewed	Renewed
49	Mount Meru Petroleum Ltd – Nelson Mandela Road Petrol Station	Dar es Salaam	PRL-2020-411	Petroleum Retail	Renewed	Renewed
50	NGS Petroleum Ltd – Bunju B	Dar es Salaam	PRL-2020-237	Petroleum Retail	Renewed	Renewed
51	Oilcom (T) Limited – Ukonga Service Station	Dar es Salaam	PRL-2020-326	Petroleum Retail	Renewed	Renewed
52	Oilcom (T) Limited Tabata Service Station	Dar es Salaam	PRL-2020-325	Petroleum Retail	Renewed	Renewed
53	Oilcom (T) Ltd – Mabibo Filling Station	Dar es Salaam	PRL-2020-414	Petroleum Retail	Renewed	Renewed
54	Oryx Charambe Service Station	Dar es Salaam	PRL-2020-409	Petroleum Retail	Renewed	Renewed
55	Oryx Mwananyamala Service Station	Dar es Salaam	PRL-2020-368	Petroleum Retail	Renewed	Renewed
56	Puma Airport Service Station	Dar es Salaam	PRL-2020-369	Petroleum Retail	Renewed	Renewed

<b>Petroleum Retail Licences – Renewed</b>						
57	Puma Bagamoyo Road Service Station	Dar es Salaam	PRL-2020-197	Petroleum Retail	Renewed	
58	Puma Energy (T) Ltd – Puma Oysterbay Service Station	Dar es Salaam	PRL-2020-210	Petroleum Retail	Renewed	
59	S.S. Saad – Engen Mbezi Beach Service Station	Dar es Salaam	PRL-2020-027	Petroleum Retail	Renewed	
60	Salmeen Petrol Station – Toangoma	Dar es Salaam	PRL-2020-026	Petroleum Retail	Renewed	
61	Salmeen Petrol Station	Dar es Salaam	PRL-2020-184	Petroleum Retail	Renewed	
62	Sky Oil (T) Limited-Kambangwa Service Station	Dar es Salaam	PRL-2020-196	Petroleum Retail	Renewed	
63	Super Service Centre Co. Ltd – Sopco Petrol Station	Dar es Salaam	PRL-2020-322	Petroleum Retail	Renewed	
64	TSN Oil (T) Limited – Tabata Kimanga Petrol Station	Dar es Salaam	PRL-2020-209	Petroleum Retail	Renewed	
65	Victoria Service Station – Kijitonyama	Dar es Salaam	PRL-2020-029	Petroleum Retail	Renewed	
66	Zamzam Oil Company Limited – Engen Mikochei Filling Station	Dar es Salaam	PRL-2020-198	Petroleum Retail	Renewed	
67	Ijenga Autoparts & General Suppliers – Kikuyu	Dodoma	PRL-2020-045	Petroleum Retail	Renewed	
68	Ijenga Autoparts And General Suppliers – Makole Petrol Station	Dodoma	PRL-2020-373	Petroleum Retail	Renewed	
69	Ijenga Autoparts And General Suppliers – Nanenane Petrol Station	Dodoma	PRL-2020-374	Petroleum Retail	Renewed	
70	Lake Oil Chinangali Dodoma	Dodoma	PRL-2020-319	Petroleum Retail	Renewed	
71	Mwibaya Petrol Station, Pandambili	Dodoma	PRL-2020-192	Petroleum Retail	Renewed	
72	Oryx Energies Limited – New Oryx Service Station Dodoma	Dodoma	PRL-2020-395	Petroleum Retail	Renewed	

<b>Petroleum Retail Licences – Renewed</b>						
73	Peace and Love Filling Station		Dodoma	PRL-2020-042	Petroleum Retail	Renewed
74	Stateoil Tanzania Limited – Mwangaza Dodoma Petrol Station		Dodoma	PRL-2020-195	Petroleum Retail	Renewed
75	Wp & D Company Petrol Station – Kondo		Dodoma	PRL-2020-375	Petroleum Retail	Renewed
76	Bahati M. Masabile – Ndono Petrol Station		Geita	PRL-2020-116	Petroleum Retail	Renewed
77	Elias Henry Rupia Filling Station		Geita	PRL-2020-400	Petroleum Retail	Renewed
78	Katoro Filling Station		Geita	PRL-2020-120	Petroleum Retail	Renewed
79	Lake Oil (T) Ltd – Geita Nyankumbu Service Station		Geita	PRL-2020-378	Petroleum Retail	Renewed
80	Ngabanya Filling Station – Masumbwe		Geita	PRL-2020-049	Petroleum Retail	Renewed
81	Nsagali Petroleum Products (T) Ltd – Geita Petrol Station		Geita	PRL-2020-020	Petroleum Retail	Renewed
82	Nyarugusu Filling Station Ltd – Lwamgasa		Geita	PRL-2020-311	Petroleum Retail	Renewed
83	Nyarugusu Filling Station		Geita	PRL-2020-046	Petroleum Retail	Renewed
84	Petroafrica (T) Ltd - Kalangalala Service Station		Geita	PRL-2020-309	Petroleum Retail	Renewed
85	Hope Service Station, Miyomboni Area		Iringa	PRL-2020-193	Petroleum Retail	Renewed
86	Lake Oil Kibwabwa Iringa		Iringa	PRL-2020-315	Petroleum Retail	Renewed
87	Grand Total Service Station – Bukoba		Kagera	PRL-2020-376	Petroleum Retail	Renewed
88	Karagwe Filling Station – Omugakorongo		Kagera	PRL-2020-037	Petroleum Retail	Renewed
89	Karagwe Filling Station- Bugene		Kagera	PRL-2020-259	Petroleum Retail	Renewed
90	Karagwe Oils Co. Ltd - Kyaka Petrol Station		Kagera	PRL-2020-404	Petroleum Retail	Renewed

Petroleum Retail Licences – Renewed						
91	Kauthur Bashir Filling Station		Kagera	PRL-2020-260	Petroleum Retail	Renewed
92	Lake Oil Mutukula		Kagera	PRL-2020-332	Petroleum Retail	Renewed
93	Mrs. Faiza Khalfan Kainamula T/A Al Samoud Filling Station – Bihamulo		Kagera	PRL-2020-403	Petroleum Retail	Renewed
94	Ngara Oil Ltd – Kasulu Petrol Station		Kagera	PRL-2020-035	Petroleum Retail	Renewed
95	Olympic Nyakaiga Filling Station		Kagera	PRL-2020-303	Petroleum Retail	Renewed
96	Star Oil (T) Limited- Muleba		Kagera	PRL-2020-261	Petroleum Retail	Renewed
97	Brava Energy Ltd – Kasulu Petrol Station		Kigoma	PRL-2020-310	Petroleum Retail	Renewed
98	Chobho Petrol Station		Kigoma	PRL-2020-331	Petroleum Retail	Renewed
99	East African Fossils Co. Ltd – Kigoma Filling Station		Kigoma	PRL-2020-050	Petroleum Retail	Renewed
100	Lake Oil (T) Ltd – Ujiji Area Service Station, Kigoma		Kigoma	PRL-2020-048	Petroleum Retail	Renewed
101	Mashaka Maulid Filling Station		Kigoma	PRL-2020-307	Petroleum Retail	Renewed
102	Paul Thomas Petrol Station		Kigoma	PRL-2020-118	Petroleum Retail	Renewed
103	Chakito Petrol Station – Mjohoroni		Kilimanjaro	PRL-2020-074	Petroleum Retail	Renewed
104	Eden Oil Services – Same Service Station		Kilimanjaro	PRL-2020-072	Petroleum Retail	Renewed
105	Ima Oil Company Limited		Kilimanjaro	PRL-2020-249	Petroleum Retail	Renewed
106	Kifaru Oil Investment Limited – Izungo Petrol Station		Kilimanjaro	PRL-2020-080	Petroleum Retail	Renewed
107	Kindoroko Total Service Station		Kilimanjaro	PRL-2020-251	Petroleum Retail	Renewed
108	Lake Oil Limited – Same Petrol Station		Kilimanjaro	PRL-2020-247	Petroleum Retail	Renewed
109	Mashati Petrol Station		Kilimanjaro	PRL-2020-114	Petroleum Retail	Renewed

<b>Petroleum Retail Licences – Renewed</b>						
110	Mfoni Petrol Station	Kilimanjaro	PRL-2020-081	Petroleum Retail	Renewed	Renewed
111	Munio Petrol Station Limited – Uchira	Kilimanjaro	PRL-2020-075	Petroleum Retail	Renewed	Renewed
112	Munio Petrol Station Ltd – Chekereni	Kilimanjaro	PRL-2020-294	Petroleum Retail	Renewed	Renewed
113	Panone And Company Limited – Karanga Filling Station	Kilimanjaro	PRL-2020-297	Petroleum Retail	Renewed	Renewed
114	Puma Kia Service Station	Kilimanjaro	PRL-2020-244	Petroleum Retail	Renewed	Renewed
115	Puma Moshi Travellers Service Station	Kilimanjaro	PRL-2020-113	Petroleum Retail	Renewed	Renewed
116	Puma Tanzania Service Station	Kilimanjaro	PRL-2020-379	Petroleum Retail	Renewed	Renewed
117	Rahisi Petroleum Limited	Kilimanjaro	PRL-2020-381	Petroleum Retail	Renewed	Renewed
118	Rombo Petrol Station Limited	Kilimanjaro	PRL-2020-422	Petroleum Retail	Renewed	Renewed
119	Imran Lindi Service Station	Lindi	PRL-2020-324	Petroleum Retail	Renewed	Renewed
120	Liputa Service Station – Liwale	Lindi	PRL-2020-371	Petroleum Retail	Renewed	Renewed
121	Amin Habib Punja – Kibaya Petrol Station	Manyara	PRL-2020-329	Petroleum Retail	Renewed	Renewed
122	Amin Habib Punja – Stendi Petrol Station	Manyara	PRL-2020-330	Petroleum Retail	Renewed	Renewed
123	Ebanow Investment	Manyara	PRL-2020-290	Petroleum Retail	Renewed	Renewed
124	Ebanow Petrol Station – A	Manyara	PRL-2020-002	Petroleum Retail	Renewed	Renewed
125	Puma Katesh Service Station	Manyara	PRL-2020-112	Petroleum Retail	Renewed	Renewed
126	Samwel Kastuli Amsi Filling Station – Babati	Manyara	PRL-2020-079	Petroleum Retail	Renewed	Renewed
127	Sango Petrol Station Limited	Manyara	PRL-2020-124	Petroleum Retail	Renewed	Renewed
128	East African Fossils Co. Ltd – Bomani Filling Station	Mara	PRL-2020-047	Petroleum Retail	Renewed	Renewed
129	Lake Corridor Petroleum Co. Ltd (Lacop) – Musoma Road Filling Station, Bunda	Mara	PRL-2020-191	Petroleum Retail	Renewed	Renewed

<b>Petroleum Retail Licences – Renewed</b>						
130	Mairo Filling Station – Tarime	Mara	PRL-2020-030	Petroleum Retail	Renewed	Renewed
131	Nyangureta Mumangi Service Station - Bunda	Mara	PRL-2020-377	Petroleum Retail	Renewed	Renewed
132	Ongujo Investment Co. Ltd. Petrol Station – Shirati	Mara	PRL-2020-031	Petroleum Retail	Renewed	Renewed
133	Petrolux – Bunda Service Station	Mara	PRL-2020-389	Petroleum Retail	Renewed	Renewed
134	Petrolux – Musoma Service Station	Mara	PRL-2020-402	Petroleum Retail	Renewed	Renewed
135	River Oil Petroleum (T) Ltd – Bunda Filling Station	Mara	PRL-2020-406	Petroleum Retail	Renewed	Renewed
136	River Oil Petroleum (T) Ltd – Mugumu Filling Station	Mara	PRL-2020-408	Petroleum Retail	Renewed	Renewed
137	Camel Oil (T) Ltd – Tunduma Petrol Station	Mbeya	PRL-2020-312	Petroleum Retail	Renewed	Renewed
138	Infinity Oil Co. Ltd – Mafiat Petrol Station	Mbeya	PRL-2020-194	Petroleum Retail	Renewed	Renewed
139	Lake Oil Ltd – Kyela Petrol Station	Mbeya	PRL-2020-183	Petroleum Retail	Renewed	Renewed
140	Milo Group Limited Petrol Station	Mbeya	PRL-2020-082	Petroleum Retail	Renewed	Renewed
141	Ntanyinya Fuel Filling Station	Mbeya	PRL-2020-159	Petroleum Retail	Renewed	Renewed
142	Petroafrica (T) Ltd – Iwambi Service Station	Mbeya	PRL-2020-107	Petroleum Retail	Renewed	Renewed
143	Puma Energy (T) Ltd – Puma Mbeya Service Station	Mbeya	PRL-2020-043	Petroleum Retail	Renewed	Renewed
144	Puma Mwanjelwa Service Station	Mbeya	PRL-2020-314	Petroleum Retail	Renewed	Renewed
145	Total Mwanjelwa Service Station	Mbeya	PRL-2020-129	Petroleum Retail	Renewed	Renewed
146	Abdu-Latif Petrol Station – Iringa Road	Morogoro	PRL-2020-127	Petroleum Retail	Renewed	Renewed
147	Ahmed Abdallah Bakhamis Filling Station – Kilosa Urban	Morogoro	PRL-2020-370	Petroleum Retail	Renewed	Renewed
148	Atn Petroleum Company Limited – Mkundi	Morogoro	PRL-2020-208	Petroleum Retail	Renewed	Renewed
149	Engen Mazimbu Service Station	Morogoro	PRL-2020-207	Petroleum Retail	Renewed	Renewed
150	Erondy Elikana Malekia – Malekia Filling Station Madizini A	Morogoro	PRL-2020-233	Petroleum Retail	Renewed	Renewed

<b>Petroleum Retail Licences – Renewed</b>						
151	Erondy Elikana Malekia-Malekia Filling Station Madizini B	Morogoro	PRL-2020-234	Petroleum Retail	Renewed	
152	Ester Filling Station – Kilosa Road	Morogoro	PRL-2020-391	Petroleum Retail	Renewed	
153	Ester Filling Station – Mngeta	Morogoro	PRL-2020-232	Petroleum Retail	Renewed	
154	Ester Filling Station – Mtimbira	Morogoro	PRL-2020-320	Petroleum Retail	Renewed	
155	Gapco (T) Ltd – Saddiq Sokoni Service Station	Morogoro	PRL-2020-160	Petroleum Retail	Renewed	
156	Lake Oil Dumila Morogoro	Morogoro	PRL-2020-419	Petroleum Retail	Renewed	
157	Lake Oil Msamvu Morogoro	Morogoro	PRL-2020-206	Petroleum Retail	Renewed	
158	Msamvu Total Petrol Station	Morogoro	PRL-2020-115	Petroleum Retail	Renewed	
159	National Oil (T) Limited – Petro Sokoine	Morogoro	PRL-2020-418	Petroleum Retail	Renewed	
160	Oryx Wananchi Service Station	Morogoro	PRL-2020-412	Petroleum Retail	Renewed	
161	Puma Msamvu Service Station	Morogoro	PRL-2020-321	Petroleum Retail	Renewed	
162	Saddiq Super Service Station - Korogwe Road	Morogoro	PRL-2020-161	Petroleum Retail	Renewed	
163	State Oil (T) Limited-Morogoro Petrol Station	Morogoro	PRL-2020-231	Petroleum Retail	Renewed	
164	Ukod International Co. Ltd - Tangani Filling Station	Morogoro	PRL-2020-186	Petroleum Retail	Renewed	
165	Zaid Abdallah Idha Filling Station	Morogoro	PRL-2020-125	Petroleum Retail	Renewed	
166	Acer Petroleum (T) Ltd – Newala	Mtwara	PRL-2020-117	Petroleum Retail	Renewed	
167	Camel Oil (T) Ltd Rahaleo Filling Station	Mtwara	PRL-2020-421	Petroleum Retail	Renewed	
168	Fountain Petroleum Limited-Mtwara	Mtwara	PRL-2020-367	Petroleum Retail	Renewed	
169	Lake Oil Masasi	Mtwara	PRL-2020-240	Petroleum Retail	Renewed	

Petroleum Retail Licences – Renewed						
170	Lake Oil Mtwara		Mtwara	PRL-2020-239	Petroleum Retail	Renewed
171	New Total – Mnalani Service Station		Mtwara	PRL-2020-328	Petroleum Retail	Renewed
172	Camel Oil Ltd – Buzuruga Petrol Station		Mwanza	PRL-2020-217	Petroleum Retail	Renewed
173	Gapco Tanzania Limited – Station Rd Service Station		Mwanza	PRL-2020-388	Petroleum Retail	Renewed
174	Mansoor Industries Ltd - Moil Nyerere Road Petrol Station		Mwanza	PRL-2020-305	Petroleum Retail	Renewed
175	Munio Petrol Station Limited – Nyegezi		Mwanza	PRL-2020-401	Petroleum Retail	Renewed
176	Olympic Petroleum (T) Ltd - Igoma Petrol Station		Mwanza	PRL-2020-304	Petroleum Retail	Renewed
177	Oryx Oil Co. Ltd - Nyegezi Service Station		Mwanza	PRL-2020-308	Petroleum Retail	Renewed
178	Oryx Oil Co. Ltd - Pamba Road Service Station		Mwanza	PRL-2020-110	Petroleum Retail	Renewed
179	Puma Energy (T) Ltd - Mwanza Service Station		Mwanza	PRL-2020-306	Petroleum Retail	Renewed
180	Lake Oil Limited – Makambako Petrol Station		Njombe	PRL-2020-021	Petroleum Retail	Renewed
181	Lake Oil Limited – Sumbawanga		Rukwa	PRL-2020-313	Petroleum Retail	Renewed
182	Tawaqal & Co. Ltd – Sabasaba (Smart) Service Station		Rukwa	PRL-2020-044	Petroleum Retail	Renewed
183	Joseph Augustino Mdaka – Mdaka Five Petrol Station		Ruvuma	PRL-2020-023	Petroleum Retail	Renewed
184	Lake Oil Limited – Ruhuwiko Petrol Station		Ruvuma	PRL-2020-022	Petroleum Retail	Renewed
185	Njombe Filling Station – Tunduru		Ruvuma	PRL-2020-128	Petroleum Retail	Renewed
186	TSN Oil (T) Ltd – Sido Petrol Station		Ruvuma	PRL-2020-108	Petroleum Retail	Renewed
187	Ally Hamad Hilal – Kahama Petrol Station		Shinyanga	PRL-2020-257	Petroleum Retail	Renewed

<b>Petroleum Retail Licences – Renewed</b>						
188	Ally Hamad Hilal – Shinyanga		Shinyanga	PRL-2020-256	Petroleum Retail	Renewed
189	Bageni Company Ltd – Kakola Petrol Station		Shinyanga	PRL-2020-253	Petroleum Retail	Renewed
190	Danvic Petrol Station – Kahama		Shinyanga	PRL-2020-301	Petroleum Retail	Renewed
191	Karagwe Oils Co. Ltd – Kahama Petrol Station		Shinyanga	PRL-2020-399	Petroleum Retail	Renewed
192	Lake Oil (T) Ltd – Kahama Bus Stand Petrol Station		Shinyanga	PRL-2020-405	Petroleum Retail	Renewed
193	Lake Oil (T) Ltd - Kahama Nyihogo Petrol Station		Shinyanga	PRL-2020-258	Petroleum Retail	Renewed
194	Maganzo Filling Station		Shinyanga	PRL-2020-407	Petroleum Retail	Renewed
195	New Mchenya Petroleum Company Ltd		Shinyanga	PRL-2020-387	Petroleum Retail	Renewed
196	NGS Petroleum Ltd - Ibadakuli Petrol Station		Shinyanga	PRL-2020-036	Petroleum Retail	Renewed
197	Total Shinyanga Service Station		Shinyanga	PRL-2020-255	Petroleum Retail	Renewed
198	Ally Hamad Hilal – Bariadi Petrol Station		Simiyu	PRL-2020-302	Petroleum Retail	Renewed
199	Afroil Investment Limited Singida Petrol Station		Singida	PRL-2020-033	Petroleum Retail	Renewed
200	EAFCO Singida Filling Station		Singida	PRL-2020-032	Petroleum Retail	Renewed
201	Kisululu Company Limited- Kisiriri Petrol Station		Singida	PRL-2020-394	Petroleum Retail	Renewed
202	Kwekuyu Energy (T) Ltd		Singida	PRL-2020-213	Petroleum Retail	Renewed
203	Lake Oil Manguanjuki Singida		Singida	PRL-2020-111	Petroleum Retail	Renewed
204	Lake Oil Manyoni Singida		Singida	PRL-2020-241	Petroleum Retail	Renewed
205	Lake Oil Misigiri Singida		Singida	PRL-2020-243	Petroleum Retail	Renewed
206	Lake Oil Singida Stand		Singida	PRL-2020-318	Petroleum Retail	Renewed
207	Nassor Service Station Company Limited		Singida	PRL-2020-212	Petroleum Retail	Renewed

<b>Petroleum Retail Licences – Renewed</b>						
208	Nassor Service Station Company Limited	Singida	PRL-2020-214	Petroleum Retail	Renewed	Renewed
209	Nassor Service Station Company Limited	Singida	PRL-2020-215	Petroleum Retail	Renewed	Renewed
210	Tawaqal & Company Ltd	Singida	PRL-2020-316	Petroleum Retail	Renewed	Renewed
211	GBP Jamhuri Service Station - Tabora	Tabora	PRL-2020-242	Petroleum Retail	Renewed	Renewed
212	Lake Oil Kazima- Tabora	Tabora	PRL-2020-372	Petroleum Retail	Renewed	Renewed
213	Lake Oil Limited- Igunga Petrol Station	Tabora	PRL-2020-034	Petroleum Retail	Renewed	Renewed
214	Mount Meru Petroleum Ltd	Tabora	PRL-2020-211	Petroleum Retail	Renewed	Renewed
215	New Singida Road Filling Station	Tabora	PRL-2020-427	Petroleum Retail	Renewed	Renewed
216	Oilcom (T) Ltd – Oilcom Nzega	Tabora	PRL-2020-317	Petroleum Retail	Renewed	Renewed
217	Unique Petroleum Tanzania Limited	Tabora	PRL-2020-071	Petroleum Retail	Renewed	Renewed
218	Abdallah R. Mziray – Maguzoni Filling Station	Tanga	PRL-2020-424	Petroleum Retail	Renewed	Renewed
219	Amri Said Khalifa – Zizini Petrol Station	Tanga	PRL-2020-293	Petroleum Retail	Renewed	Renewed
220	Circle Service Station	Tanga	PRL-2020-246	Petroleum Retail	Renewed	Renewed
221	Crispin Daniel Mguli – Mguli Petrol Station	Tanga	PRL-2020-426	Petroleum Retail	Renewed	Renewed
222	Egcore Oil Company Limited – Mkata Filling Station	Tanga	PRL-2020-073	Petroleum Retail	Renewed	Renewed
223	GBP Tanzania Limited – Airport Service Station	Tanga	PRL-2020-182	Petroleum Retail	Renewed	Renewed
224	KB Petrol Station Darajani	Tanga	PRL-2020-069	Petroleum Retail	Renewed	Renewed
225	Lake Oil Kange	Tanga	PRL-2020-423	Petroleum Retail	Renewed	Renewed
226	Lake Oil Limited – Korogwe Petrol Station	Tanga	PRL-2020-025	Petroleum Retail	Renewed	Renewed
227	Lake Oil Limited – Mombo Petrol Station	Tanga	PRL-2020-024	Petroleum Retail	Renewed	Renewed
228	Lake Oil Lushoto Petrol Station	Tanga	PRL-2020-252	Petroleum Retail	Renewed	Renewed
229	Lake Oil Michungwani Tanga	Tanga	PRL-2020-248	Petroleum Retail	Renewed	Renewed

<b>Petroleum Retail Licences – Renewed</b>						
230	Lexo Enery Tanzania Ltd (Lexo Tanga)	Tanga	PRL-2020-425	Petroleum Retail	Renewed	
231	MOGAS Mbweni Petrol Station	Tanga	PRL-2020-189	Petroleum Retail	Renewed	
232	Oryx Tanga Service Station	Tanga	PRL-2020-216	Petroleum Retail	Renewed	
233	Said Khalifa Mohamed	Tanga	PRL-2020-382	Petroleum Retail	Renewed	
234	WOCO Petrol Station Korogwe	Tanga	PRL-2020-070	Petroleum Retail	Renewed	
235	Abdallah Ally Soud-Inyonga Service Station	Katavi	PRL-2020-366	Petroleum Retail	Renewed with Conditions	
236	Tanu K. Mahame T/A Buyungu Filling Station Kakonko	Kigoma	PRL-2020-289	Petroleum Retail	Renewed with Conditions	
237	Ochele Service Station – Utegi	Mara	PRL-2020-188	Petroleum Retail	Renewed with Conditions	
238	Ester Oil Filling Station-Mahenge	Morogoro	PRL-2020-398	Petroleum Retail	Renewed with Conditions	

### List of Consumer Installation Licences

Consumer Installation Licences – New					
S/N	Name	Region	Licence Number	Type of Licence	Status
1	JV Arab Contractors Elsewedy Electric	Coast	PCIOL-2020-014	Consumer Installation	New
2	KNAUF Gypsum Tanzania Limited	Coast	PCIOL-2020-002	Consumer Installation	New
3	SBC Tanzania Limited	Dar es Salaam	PCIOL-2020-025	Consumer Installation	New
4	Tanzania Distilleries Limited	Dar es Salaam	PCIOL-2020-001	Consumer Installation	New
5	Kapunga Rice Project Limited	Mbeya	PCIOL-2020-023	Consumer Installation	New
6	Kilombero Sugar Company Limited - Kilombero 1	Morogoro	PCIOL-2020-003	Consumer Installation	New
7	Kilombero Sugar Company Limited - Kilombero 2	Morogoro	PCIOL-2020-004	Consumer Installation	New
8	Benedictine Abbey – Nlanda	Mtwara	PCIOL-2020-024	Consumer Installation	New
9	Tanzania Breweries Limited Mwanza Plant	Mwanza	PCIOL-2020-028	Consumer Installation	New
10	ZEM Development Ltd	Shinyanga	PCIOL-2020-011	Consumer Installation	New
11	Amboni Plantations Limited	Tanga	PCIOL-2020-010	Consumer Installation	New
12	Bagamoyo Sugar Limited	Coast	PCIOL-2020-005	Consumer Installation	New with Conditions
13	GF Vehicle Assemblers Limited	Coast	PCIOL-2020-020	Consumer Installation	New with Conditions
14	KEDA Tanzania Ceramics Company Limited	Coast	PCIOL-2020-006	Consumer Installation	New with Conditions
15	Neelkanth Salt Limited	Coast	PCIOL-2020-012	Consumer Installation	New with Conditions

Consumer Installation Licences – New					
S/N	Name	Region	Licence Number	Type of Licence	Status
16	Radiant Industries Limited	Coast	PCIOL-2020-017	Consumer Installation	New with Conditions
17	TANUK Africa Limited	Coast	PCIOL-2020-015	Consumer Installation	New with Conditions
18	ALAF Limited	Dar es Salaam	PCIOL-2020-019	Consumer Installation	New with Conditions
19	China Civil Engineering Construction Corporation	Dar es Salaam	PCIOL-2020-013	Consumer Installation	New with Conditions
20	China Railway Major Bridge Engineering Group	Dar es Salaam	PCIOL-2020-016	Consumer Installation	New with Conditions
21	YARA Tanzania Limited	Dar es Salaam	PCIOL-2020-018	Consumer Installation	New with Conditions
22	Mufindi Papermills Ltd	Iringa	PCIOL-2020-026	Consumer Installation	New with Conditions
23	Reynolds Construction Company (Nigeria) Limited	Morogoro	PCIOL-2020-021	Consumer Installation	New with Conditions
24	Shanta Mining Company Limited	Songwe	PCIOL-2020-022	Consumer Installation	New with Conditions

Consumer Installation Licences – Renewed					
S/N	Name	Region	Licence Number	Type Of Licence	Status
1	ESTIM Construction Company Limited	Dar es Salaam	PCIOL-2020-009	Consumer Installation	Renewed
2	Geita Gold Mining Limited	Geita	PCIOL-2020-027	Consumer Installation	Renewed
3	Bulyanhulu Gold Mine Limited	Shinyanga	PCIOL-2020-008	Consumer Installation	Renewed
4	Pangea Minerals Ltd - Buzwagi	Shinyanga	PCIOL-2020-007	Consumer Installation	Renewed

### List of LPG Wholesale Licences

LPG Wholesale Licences – Renewed					
S/N	Name	Region	Licence Number	Type of Licence	Status
1	Orange Gas Limited	Arusha	LPGW-2020-002	LPG Wholesale Licence	Renewed
2	Oryx Gas Tanzania Limited	Dar es Salaam	LPGW-2020-001	LPG Wholesale Licence	Renewed

### List of LPG Distribution Licences

LPG Distribution Licences – New					
S/N	Name	Region	Licence Number	Type Of Licence	Status
1	Clock Tower Service Station Limited	Arusha	LPGD-2020-003	LPG Distribution	New
2	Top Maasai Company Limited	Arusha	LPGD-2020-008	LPG Distribution	New
3	Hampshire Hathaway Investment Ltd	Dar es Salaam	LPGD-2020-007	LPG Distribution	New
4	M. Jaffer & Associates Ltd	Dar es Salaam	LPGD-2020-006	LPG Distribution	New
5	Happy Gas Enterprises	Dodoma	LPGD-2020-005	LPG Distribution	New
6	Nasser Gas Distribution	Manyara	LPGD-2020-009	LPG Distribution	New
7	IDDCON Investment Limited	Mwanza	LPGD-2020-002	LPG Distribution	New
8	Mgaya Tiles	Ruvuma	LPGD-2020-001	LPG Distribution	New
9	The Glory Star	Tabora	LPGD-2020-004	LPG Distribution	New

### List of Lubricants Blending Plant Licences

Lubricants Blending Plant Licence – New					
S/N	Name	Region	Licence Number	Type of Licence	Status
1	GP Global Tanzania Ltd	Dar es Salaam	PLBBL-2020-001	Lubricants Blending Plant	New with Conditions



### List of Lubricants Wholesale Licences

Lubricants Wholesale Licence – New					
S/N	Name	Region	Licence Number	Type of Licence	Status
1	China Trade and Tourism Development Ltd	Coast	PLWB-2020-007	Lubricants Wholesale	New
2	Adman Traders	Dar es Salaam	PLWB-2020-009	Lubricants Wholesale	New
3	GP Global Tanzania Limited	Dar es Salaam	PLWB-2020-010	Lubricants Wholesale	New
4	Hussein Aminyike Luhimbo	Dar es Salaam	PLWB-2020-015	Lubricants Wholesale	New
5	Lubenet Tanzania Limited	Dar es Salaam	PLWB-2020-013	Lubricants Wholesale	New
6	Lubricant Centre Limited	Dar es Salaam	PLWB-2020-002	Lubricants Wholesale	New
7	Lucky Space Investment Limited	Dar es Salaam	PLWB-2020-005	Lubricants Wholesale	New
8	Nect Motors Tanzania Limited	Dar es Salaam	PLWB-2020-008	Lubricants Wholesale	New
9	TCL Services Limited	Dar es Salaam	PLWB-2020-014	Lubricants Wholesale	New
10	Vital Oil & Chemical Limited	Dar es Salaam	PLWB-2020-012	Lubricants Wholesale	New
11	Marygas Co. Limited	Dodoma	PLWB-2020-003	Lubricants Wholesale	New
12	EDCO Investment	Morogoro	PLWB-2020-001	Lubricants Wholesale	New
13	Capital Drilling (T) Limited	Mwanza	PLWB-2020-004	Lubricants Wholesale	New
14	Tri Pump Tanzania Ltd	Mwanza	PLWB-2020-011	Lubricants Wholesale	New

### Lubricants Wholesale Licence – Renewed

S/N	Name	Region	Licence Number	Type of Licence	Status
1	Prime Regional Supplies Limited	Dar es Salaam	PLWB-2020-006	Lubricants Wholesale	Renewed

### List of Lubricants Distribution Licences

Lubricants Distribution Licences – New					
S/N	Name	Region	Licence Number	Type of Licence	Status
1	TCL Services Limited	Dar es Salaam	PLDB-2020-001	Lubricants Distribution	New

**APPENDIX 8: List of Applicants that constructed petroleum facilities without construction approvals in year 2020**

S/N	Name Of Facility	Type of Facility	District	Region
1	Abdallah Rashid Mziray Petrol Station	Retail	Pangani	Tanga
2	Adoroph Elias Kyabona – Kyabona Filling Station	Retail	Muleba	Kagera
3	Alindas Oil Transport & Products Ltd – Mabira Petrol Station	Retail	Kyerwa	Kagera
4	Amin Habib Punja – Kibaya Petrol Station	Retail	Kiteto	Manyara
5	Camel Oil (T) Ltd – Rozana Buguruni Petrol Station	Retail	Ilala	Dar es Salaam
6	Camel Oil (T) Ltd – Vijibweni Petrol Station	Retail	Kigamboni	Dar es Salaam
7	Chambo Oil Filling Station	Retail	Mvomero	Morogoro
8	Dickson Matemba Filling Station	Retail	Mvomero	Morogoro
9	Dominiki Filling Station	Retail	Mkalama	Singida
10	Ebanow Investment Petrol Station	Retail	Simanjiro	Manyara
11	Jonathon Keiya – JK Oil Petrol Station	Retail	Masasi	Mtwara
12	Lake Oil Limited – Chanika Petrol Station	Retail	Ilala	Dar es Salaam
13	Lake Oil Limited – Kinyerezi Petrol Station	Retail	Ilala	Dar es Salaam
14	Lake Oil Limited – Mabibo External Petrol Station	Retail	Ubungo	Dar es Salaam
15	Lake Oil Limited – Nangurukuru Petrol Station	Retail	Kilwa	Lindi
16	Lake Oil Limited – Tazara Petrol Station	Retail	Temeke	Dar es Salaam
17	Lake Oil Limited – Darajani Petrol Station	Retail	Kigamboni	Dar es Salaam
18	Max Kanuti Mielwa Petrol Station	Retail	Njombe	Njombe
19	Mount Meru Petroleum Ltd – Buza Petrol Station	Retail	Temeke	Dar es Salaam
20	Ndago Filling Station	Retail	Singida	Singida
21	Ntanyinya Fuel Filling Station	Retail	Chunya	Mbeya
22	Ntanyinya Fuel Filling Station – Itumbi	Retail	Chunya	Mbeya

S/N	Name Of Facility	Type of Facility	District	Region
23	Oil Alliance (T) Limited	Retail	Babati	Manyara
24	Oilcom (T) Ltd – Kibada Petrol Station	Retail	Kigamboni	Dar es Salaam
25	Oryx Company Limited	Retail	Temeke	Dar es Salaam
26	Panone & Company Ltd - Rau Filling Station	Retail	Moshi	Kilimanjaro
27	Petro Fuel (T) Limited – Mbagala Zakheim	Retail	Temeke	Dar es Salaam
28	Petrofuel (T) Limited	Retail	Temeke	Dar es Salaam
29	Rupee Oil – Misugsugu Petrol Station	Retail	Kibaha	Coast
30	World Oil Tanzania Ltd – Kibugumo Petrol Station	Retail	Kigamboni	Dar es Salaam

### APPENDIX 9: List of applicants that were granted construction approvals in year 2020

S/N	Name of the Installation	Physical Location/ Address	Construction Approval Number	Region	Type of Facility to Be Constructed
1	Ngorongoro Gas and Oil Company (T) Limited	Plot No. 2 Block 'N', Vijibweni Area, Kigamboni	BLPGCA-2020-001	Dar es Salaam	LPG Storage and Filling Plant
2	Taifa Gas Tanzania Limited	Plot No. 17, Block 'A', Mangamba Area – Mikindani Municipality	BLPGCA-2020-002	Mtwara	LPG Storage and Filling Plant
3	Taifa Gas Tanzania Limited	Nanenane Area in Lindi Municipality	BLPGCA-2020-003	Lindi	LPG Storage and Filling Plant
4	Bagamoyo Sugar Limited	Farm No. 3565/1, Makurunge Ward, Bagamoyo District	CICA-2020-001	Coast	Consumer Installation
5	Buhindi Forest Plantation	Buhindi Area in Bupandwa Ward Sengerema District	CICA-2020- 002	Mwanza	Consumer Installation
6	Gulf Concrete and Cement Products	Lugoba Area, Bagamoyo District	CICA-2020-002	Coast	Consumer Installation
7	GP Global (T) Ltd	Plot No. 97, Mbagala Industrial Area, Temeke	PLBPCCA-2020-001	Dar es Salaam	Lubricants Blending Plant
8	Ngara Oil (T) Ltd – Rusumo	Nyakahanga Area Rusumo Village, Rusumo Ward, Ngara District	PSCA-2020-001	Kagera	Petroleum Retail Outlet
9	Ngara Oil (T) Ltd – Nzaza	Plot No. 1 Block "G" at Nzaza Area Kabanga, in Ngara District	PSCA-2020-002	Kagera	Petroleum Retail Outlet
10	Masterpiece Construction Limited – Mguili Petrol Station – Kibaigwa	Plot No. 2 Block "Q" Situated at Majengo Kibaigwa Urban Area, Kongwa District	PSCA-2020-003	Dodoma	Petroleum Retail Outlet
11	ABC General Supplies Co Ltd T/A (Cate Oil)	Plot No. 983, Block "L" Situated at Kingolwira Area, Morogoro Municipality	PSCA-2020-004	Morogoro	Petroleum Retail Outlet
12	Yunus Hassan Mfalla – Chidachi	Plot No. 51, 52 & 53, Block 'H', Chidachi South, Dodoma City	PSCA-2020-005	Dodoma	Petroleum Retail Outlet
13	Petroafrica (T) Limited – Chani-ka Service Station	Plot No. 4, Block 'D', Along Chanika Road in Ilala Municipality	PSCA-2020-006	Dar es Salaam	Petroleum Retail Outlet

S/N	Name of the Installation	Physical Location/ Address	Construction Approval Number	Region	Type of Facility to Be Constructed
14	Rashid Said Khalifa	Magome Hamlet Area, Chalinze District	PSCA-2020-007	Coast	Petroleum Retail Outlet
15	Mansoor Industries Ltd – MOIL Ngudu	Plot No. 609 Block “M” Ngudu Urban Area, in Kwimba District	PSCA-2020-008	Mwanza	Petroleum Retail Outlet
16	Heri Mchunga Zebedayo T/A Nengelo Oil	Isenge Area Dutwa in Bariadi District	PSCA-2020-009	Simiyu	Petroleum Retail Outlet
17	Juvenary Rweyemamu Selestine	Plot No. 1 Block “A” at Izimbya Area, in Bukoba Rural District	PSCA-2020-010	Kagera	Petroleum Retail Outlet
18	Dionise Makaga Luzangi	Nyamatongo Village in Nyamatongo Centre in Sengerema District	PSCA-2020-011	Mwanza	Petroleum Retail Outlet
19	Remigius Lweyongeza	Kukibila Area, Makere Village in Kasulu District	PSCA-2020-012	Kigoma	Petroleum Retail Outlet
20	Olympic Petroleum (T) Ltd – Mabatini	Plot No. 163 Block “Aa” Mabatini Area, in Nyamagana District	PSCA-2020-013	Mwanza	Petroleum Retail Outlet
21	Quick Service Station Co. Ltd	Plot No. 1176 Block “B” North Buswelu, in Ilemela District	PSCA-2020-014	Mwanza	Petroleum Retail Outlet
22	Fahad Said Mohamed	Plot No. 254, Block ‘A’, Kisiwani – Vijibweni Area in Kigamboni Municipality	PSCA-2020-015	Dar Es Salaam	Petroleum Retail Outlet
23	Zaуда Shabani Dodi – Izava Filling Station	Izava Village, Segala Ward, Chamwino District	PSCA-2020-016	Dodoma	Petroleum Retail Outlet
24	Ally Mohamed El – Bughury – Saigon Petrol Station	Plot No. 1 Block “A” Msalato Area, Dodoma Municipality	PSCA-2020-017	Dodoma	Petroleum Retail Outlet
25	Prime Regional Supplies Limited – Kibaha Station	Plot No. 99, Misugusugu Area, Kibaha Township	PSCA-2020-018	Coast	Petroleum Retail Outlet
26	Satale Filling Station	Plot No. P 3718, Mbezi Makabe Area, Ubungo District	PSCA-2020-019	Dar es Salaam	Petroleum Retail Outlet
27	Aisha Idd Mtaula Petrol Station	Plot No. 1, Block A, Mbwewe Urban Area, Bagamoyo District	PSCA-2020-020	Coast	Petroleum Retail Outlet
28	Nilamidhu Oil Service Station	Plot No. 64, Block C, Naliendele Area, Mtwara Municipality	PSCA-2020-021	Mtwara	Petroleum Retail Outlet

S/N	Name of the Installation	Physical Location/ Address	Construction Approval Number	Region	Type of Facility to Be Constructed
29	John Hamis Choga	Matundasi Kisimani Area, Matundasi Ward, Chunya District	PSCA-2020-022	Mbeya	Petroleum Retail Outlet
30	Fidel A. Ntanyinya	Saza Village, Songwe District	PSCA-2020-023	Songwe	Petroleum Retail Outlet
31	Ijenga Autoparts & General Suppliers – Chipogoro	Plot No. 1, Block “Aa” Chipogoro Area, Mpwapwa District	PSCA-2020-024	Dodoma	Petroleum Retail Outlet
32	Ijenga Autoparts & General Suppliers – Mkonze	Plot No. 1, Block “A”, Mkonze East Area, Dodoma District	PSCA-2020-025	Dodoma	Petroleum Retail Outlet
33	Ijenga Autoparts & General Suppliers – Chamwino	Plot No.56, 57 & 58, Block “H”, Chan’gombe Area, Dodoma District	PSCA-2020-026	Dodoma	Petroleum Retail Outlet
34	GBP Tanganyika Filling Station	Plot No. 1, Block ‘Aa’, Mjailia Area, Tanganyika District in Katavi Region	PSCA-2020-027	Katavi	Petroleum Retail Outlet
35	Mtweve Oil	Plot No. 1, Block ‘A’, Sangambi Area, Chunya District	PSCA-2020-028	Mbeya	Petroleum Retail Outlet
36	David Edward Mtweve	Chalangwa Village, Chunya District	PSCA-2020-029	Mbeya	Petroleum Retail Outlet
37	Bageni Co. Ltd	Kakola Village, Kakola Area, Kahama District	PSCA-2020-030	Shinyanga	Petroleum Retail Outlet
38	William Fumbuka Manunda	Plot No. 11 Block “A” Kanisani Bukundi Area, Meatu District	PSCA-2020-031	Simiyu	Petroleum Retail Outlet
39	Mchenchi Company Ltd – Mchenchi Services Station	Plot No. 7, 8 & 9 Block “G” Igoma Area, Nyamagana District	PSCA-2020-032	Mwanza	Petroleum Retail Outlet
40	Bora Mabuga Chassama	Plot No. 1 Block “D” Buseresere Area, Chato District	PSCA-2020-033	Geita	Petroleum Retail Outlet
41	Marema And Muhere Complex Co. Ltd – Sengerema	Plot No. 1 Block “E” Kabusungu – Sengerema, Urban Area	PSCA-2020-034	Mwanza	Petroleum Retail Outlet
42	Rutala Limited – Kibamba	Kibwegere – Kibamba Area, Ubungo Municipality	PSCA-2020-035	Dar es Salaam	Petroleum Retail Outlet
43	Panone And Company Ltd – Rau	Rau Village, Uru Road Area, Moshi Rural District	PSCA-2020-036	Kilimanjaro	Petroleum Retail Outlet
44	Unique Petroleum Tanzania Limited – Mabama	Tumaini Village Area, Mabama Ward, Uyui District	PSCA-2020-037	Tabora	Petroleum Retail Outlet

S/N	Name of the Installation	Physical Location/ Address	Construction Approval Number	Region	Type of Facility to Be Constructed
45	Kimashuku Investments Company Limited	Plot No. 342, Block "R", Maisaka Area, Babati Town, Babati District	PSCA-2020-038	Manyara	Petroleum Retail Outlet
46	Kifaru Oil Investment Limited – Moivaro Petrol Service Station	Plot No. 101, Block "F", Moivaro Area, Arusha City Council	PSCA-2020-039	Arusha	Petroleum Retail Outlet
47	Shabani Hassani Msangi	Himo Njia Panda Area, Kilema South Ward, Moshi District Council	PSCA-2020-040	Kilimanjaro	Petroleum Retail Outlet
48	Yakub Mabruck Salim	Nakapanya Village, Nakapanya Ward, Tunduru District	PSCA-2020-041	Ruvuma	Petroleum Retail Outlet
49	Mwadembe Company Limited	Chalisuka Village, Madibira Ward, Mbarali District	PSCA-2020-042	Mbeya	Petroleum Retail Outlet
50	Madema Company Limited	Kasekese Village, Kasekese Ward, Tanganyika District	PSCA-2020-043	Katavi	Petroleum Retail Outlet
51	Harvey Godwin Kombe Petrol Station	Plot No. 2074, Block "A", Goba Area, Kinondoni Municipality	PSCA-2020-044	Dar es Salaam	Petroleum Retail Outlet
52	Ibrahim Mohamed Ibrahim – Petrol Service Station	Plot No. 1, Block "P", Nakayaya Mashariki Area in Tunduru District	PSCA-2020-045	Ruvuma	Petroleum Retail Outlet
53	Admire Oil Ltd – Kimara	Plot No P 3152, Kimara Matangini Area in Ubungo Municipality	PSCA-2020-046	Dar es Salaam	Petroleum Retail Outlet
54	Rosemary James Kasuka T/A Maopo General Supplies	Plot No. 27 Block 'G', Mvuti Area in Ilala Municipality	PSCA-2020-047	Dar es Salaam	Petroleum Retail Outlet
55	Mayunga Tito Hezron	Plot No. Kib/Sq/898, Kibaoni Area, Ifakara Township	PSCA-2020-048	Morogoro	Petroleum Retail Outlet
56	Nyarugusu Filling Station – Igomelo	Plot No. 188 Block "D" at Igomelo Area Malunga, in Kahama District	PSCA-2020-049	Shinyanga	Petroleum Retail Outlet
57	Ngosso Traders T/A Siliya Oil	Plot No. 942 Block "B" at Ibisa-bageni Sengerema Urban Area	PSCA-2020-050	Mwanza	Petroleum Retail Outlet
58	Ngosso Traders T/A Siliya Oil	Plot No.287 Block "A" at Wita (Kisesa Trading Center) in Magu District	PSCA-2020-051	Mwanza	Petroleum Retail Outlet
59	Amon Ezekiel Bulin Jiye	Plot No 5 Block "A" at Twabagondozi Area in Kibondo District	PSCA-2020-052	Kigoma	Petroleum Retail Outlet

S/N	Name of the Installation	Physical Location/ Address	Construction Approval Number	Region	Type of Facility to Be Constructed
60	Tryphone Shilekelo Male	Kitunguru Village in Sengerema District	PSCA-2020-053	Mwanza	Petroleum Retail Outlet
61	Hassan Issa Warsame T/A Warsame Fuel Station	Plot No. 259 Msufini Area, Geita District	PSCA-2020-054	Geita	Petroleum Retail Outlet
62	Mwamsera Filling Station – Rombo	Mamsera Village, Rombo District	PSCA-2020-055	Dar Es Salaam	Petroleum Retail Outlet
63	Crescent Energy Tanzania Limited	Plot No. 5, Block N, Chamakweza, Chalinze Urban Area, Chalinze District	PSCA-2020-056	Coast	Petroleum Retail Outlet
64	Mmbigo Filling Station	Chakwale Ward, Kimashale Village, Gairo District	PSCA-2020-057	Morogoro	Petroleum Retail Outlet
65	ATN Mivumoni Petrol Station	Plot No. 81 & 82, Block 2, Mivumoni Area, Kinondoni Municipality	PSCA-2020-058	Dar Es Salaam	Petroleum Retail Outlet
66	Lake Oil Magogoni	Plot No.1195, Block 'F', Magogoni Area, Kigamboni District	PSCA-2020-059	Dar Es Salaam	Petroleum Retail Outlet
67	Nassor Service Station Company Limited	Plot No. 424, Block "X", at Songambele Area, Itigi Urban Area	PSCA-2020-060	Singida	Petroleum Retail Outlet
68	Gatan Universal Limited Petrol Station	Ufana Village, Luxmanda Ward, Babati District	PSCA-2020-061	Manyara	Petroleum Retail Outlet
69	Zubeda Hamisi Msakati Petrol Station	Kelema Maziwani Village, Chemba District	PSCA-2020-062	Dodoma	Petroleum Retail Outlet
70	Madema Company Limited	Kiyamatundu Village, Kipeta Ward, Sumbawanga District	PSCA-2020-063	Rukwa	Petroleum Retail Outlet
71	Faraja Robert Nachundu (Nachundu Petrol Station)	Plot No. 1017, Block 'F', Iwambi Area in Mbeya City	PSCA-2020-064	Mbeya	Petroleum Retail Outlet
72	Afroil Investment Ltd	Plot No. 86 Vijibweni Area in Kigamboni Municipality	PSCA-2020-065	Dar Es Salaam	Petroleum Retail Outlet
73	Amer Mohamed Mbarak	Plot No. 1, Block 'E', Kibugumo Area in Kigamboni Municipality	PSCA-2020-066	Dar Es Salaam	Petroleum Retail Outlet
74	Vivo Energy Tanzania Limited – Masaki Service Station	Plot No. 2056 Masaki Area in Kinondoni Municipality	PSCA-2020-067	Dar es Salaam	Petroleum Retail Outlet

S/N	Name of the Installation	Physical Location/ Address	Construction Approval Number	Region	Type of Facility to Be Constructed
75	Jom Fuel Petrol Station	Plot No. 12 Block 'N', Ubungo – Luhanga Area in Ubungo Municipality	PSCA-2020-068	Dar es Salaam	Petroleum Retail Outlet
76	Kifaru Oil Investment Limited – Kerege	Plot No. 291 Block 'A', Kerege Area, Bagamoyo District	PSCA-2020-069	Coast	Petroleum Retail Outlet
77	Mustafa Salehe Matala	Plot No. 407 Block 'W', Majengo Area, Newala District	PSCA-2020-070	Mtwara	Petroleum Retail Outlet
78	Victoria Luande Mdasa	Plot No. 174 Block '7' Bunju Area in Kinondoni Municipality	PSCA-2020-071	Dar es Salaam	Petroleum Retail Outlet
79	Omary Charles Njovu T/A Njovu Petrol Station	Plot No. 14 Block 'G' Katoro Area, in Geita District	PSCA-2020-072	Geita	Petroleum Retail Outlet
80	Magjige Mwita Magjige	Magunga Village in Buhemba Area, in Butiama District	PSCA-2020-073	Mara	Petroleum Retail Outlet
81	Ocean Petroleum	Lolkisale Village, Monduli District Council in Arusha Region	PSCA-2020-074	Arusha	Petroleum Retail Outlet
82	Rahisi Petroleum Limited	Plot No. 15 And 17, Block "G", Kia Urban Area, Siha District Council	PSCA-2020-075	Kilimanjaro	Petroleum Retail Outlet
83	Mbuyuni Filling Station	Plot No. 1, Block A, Mbekenyera Area, Ruangwa District	PSCA-2020-076	Lindi	Petroleum Retail Outlet
84	Wasafi Petroleum	Matufa Village, Magugu Ward, Babati District	PSCA-2020-077	Manyara	Petroleum Retail Outlet
85	Nekemia Tiigwera T/A Ph Oil	Kihanga Village in Kihanga Ward, Karagwe District	PSCA-2020-078	Kagera	Petroleum Retail Outlet
86	Njombe Filling Station Co. Ltd – Masasi	Plot No 156 & 157 Block 'B', Jida East Area, Masasi Urban	PSCA-2020-079	Mtwara	Petroleum Retail Outlet
87	Emmanuel Y. Silaa	Chigunga Village in Chigunga Centre, in Geita District	PSCA-2020-080	Geita	Petroleum Retail Outlet
88	GBP (T) Ltd – Chato Service Station	Plot No. 1 Block 'C' at Muungano Area Chato District	PSCA-2020-081	Geita	Petroleum Retail Outlet
89	Erncon Holdings Limited – Bahari Beach Petrol Station	Plot No 25, Bahari Beach Area, Kinondoni Municipality	PSCA-2020-082	Dar es Salaam	Petroleum Retail Outlet
90	Usambara Filling Station	Plot No. 1, Block "U", Mtonga Semkiwa Area, Korogwe Urban Area	PSCA-2020-083	Tanga	Petroleum Retail Outlet

S/N	Name of the Installation	Physical Location/ Address	Construction Approval Number	Region	Type of Facility to Be Constructed
91	Salmo Oil Limited	Plot No. 673 Block 'A' at Baptist Katubuka, Kigoma/Ujiji Municipality	PSCA-2020-084	Kigoma	Petroleum Retail Outlet
92	Dotto Damian F. Bulunda	Ngoma "A" Village Igalula Ward, in Sengerema District	PSCA-2020-085	Mwanza	Petroleum Retail Outlet
93	Emmanuel G. Rusibamayila and Grace M. Semgeni	Plot No. 2734 Block 'C', Goba Area, Ubungo Municipality	PSCA-2020-086	Dar es Salaam	Petroleum Retail Outlet
94	Frank Filman Moses Jenbev Petrol Station	Mawenjeni Village, Mwika South Ward, Hai District	PSCA-2020-087	Kilimanjaro	Petroleum Retail Outlet
95	Barrel Petro Energy Company Limited	Plot No. 1011 Block 'G', Mbezi Luis Area, Ubungo Municipality	PSCA-2020-088	Dar es Salaam	Petroleum Retail Outlet
96	Barrel Petro Energy Company Limited	Plot No. 21 & 22 Block '11', Kibada Area, Kigamboni Municipality	PSCA-2020-089	Dar es Salaam	Petroleum Retail Outlet
97	Mhele Commercial Agencies Ltd Petrol Station	Plot No. 292 Block 'A', Kerege Area, Bagamoyo District	PSCA-2020-090	Coast	Petroleum Retail Outlet
98	Tairo Oil Ltd – Tairo Petrol Station	Plot No. 162, Block "A", Kiwandani Area, Mlowo Urban Area, Mbozi District	PSCA-2020-091	Songwe	Petroleum Retail Outlet
99	Mduara Company Limited	Mkumbukwa (Mpenzu Hamlet), Isongole Village, Isongole Ward, Ileje District	PSCA-2020-092	Songwe	Petroleum Retail Outlet
100	Mchomvu Company Limited – Same Petrol Station	Plot No. 13 & 15, Block "Hhh", Same Urban Area, Same District	PSCA-2020-093	Kilimanjaro	Petroleum Retail Outlet
101	Ahmed Abdallah Bakhamis	Plot No. 574 Block 'G', Magogoni Area, Kigamboni Municipality	PSCA-2020-094	Dar es Salaam	Petroleum Retail Outlet
102	Mohamed Hussein Mohamed – Mita, Mvumi	Mita Village, Mvumi Mission Ward, Chamwino District	PSCA-2020-095	Dodoma	Petroleum Retail Outlet
103	Kimashuku Investments Company Limited	Plot No. 1, Block "A", Kindi Msasani Village, Kindi Ward, Moshi District	PSCA-2020-096	Kilimanjaro	Petroleum Retail Outlet
104	Mabalanga	Mabalanga Village, Mabalanga Ward, Kilindi District	PSCA-2020-097	Tanga	Petroleum Retail Outlet
105	Mbuyuni Filling Station	Mnero Miembeni Village, Nachingwea District	PSCA-2020-098	Lindi	Petroleum Retail Outlet

S/N	Name of the Installation	Physical Location/ Address	Construction Approval Number	Region	Type of Facility to Be Constructed
106	Jeventina Melick Mwabena	Kipengele Village, Kipengele Ward, Wanging'ombe District	PSCA-2020-099	Njombe	Petroleum Retail Outlet
107	Emmanuel Tembe Ng'ollo T/A Chapamamba Fuel Service Station	Ng'wanagwa Village Mabuki Ward in Misungwi District	PSCA-2020-100	Mwanza	Petroleum Retail Outlet
108	Mwita Chacha Mashauri	Nyamisingisi Village in Isenye Ward, in Serengeti District	PSCA-2020-101	Mara	Petroleum Retail Outlet
109	Amon Ezekiel Bulin Jiye	Plot No 237 Block "A" at Rukenamagulu Area, Kakonko District	PSCA-2020-102	Kigoma	Petroleum Retail Outlet
110	Gasto Gervas Lyengi	Isakalilo "B" Village, Kalenga Ward, Iringa District	PSCA-2020-103	Iringa	Petroleum Retail Outlet
111	Barrel Petro Energy Company Limited	Plot No. 1011 Block 'G', Mbezi Luis Area in Ubungo Municipality	PSCA-2020-104	Dar es Salaam	Petroleum Retail Outlet
112	Masalu J. Luhuye	Plot No. 72, 73, 74 75 Block "H" at Igudija Area (Kisesa Trading Centre), in Magu District	PSCA-2020-105	Mwanza	Petroleum Retail Outlet
113	Landmark Filling Station – Hombolo, Bwawani	Hombolo Bwawani Area, Dodoma Municipality	PSCA-2020-106	Dodoma	Petroleum Retail Outlet
114	Landmark Filling Station – Mvumi, Mission	Mvumi Mission Ward Area, Chamwino District	PSCA-2020-107	Dodoma	Petroleum Retail Outlet
115	Asha Said Amour	Along Mpanda/Tabora Road, Inyonga Township, Melele District	PSCA-2020-108	Katavi	Petroleum Retail Outlet
116	C. F. Ng'umbi Investment Co. Ltd – Kibena	Plot No. 1, Block "W" at Kibena Area, Njombe Urban Area	PSCA-2020-109	Njombe	Petroleum Retail Outlet
117	C.F. Ng'umbi Investment Co. Ltd – Makambako	Plot No. 792, Block "G" at Mjimwema Area, Makambako Urban Area	PSCA-2020-110	Njombe	Petroleum Retail Outlet
118	Fredy Simoni Upiro T/A Front Oil (Hundred Percent Petroleum Services)	Plot No.291 Block 'B' Buhongwa Area in Mwanza City	PSCA-2020-111	Mwanza	Petroleum Retail Outlet

S/N	Name of the Installation	Physical Location/ Address	Construction Approval Number	Region	Type of Facility to Be Constructed
119	Job Bosco Investment And General Supply	Plot No. 1, Block 'N', Iloilo, Mpwapwa Urban Area	PSCA-2020-112	Dodoma	Petroleum Retail Outlet
120	Hozable Oilcom	Matembwe Village, Matembwe Ward, Njombe District	PSCA-2020-113	Njombe	Petroleum Retail Outlet
121	Barrel Petro Energy Company Limited	Plot No. 201 Block 'D', Chanika Vikongoro Area in Ilala Municipality	PSCA-2020-114	Dar es Salaam	Petroleum Retail Outlet
122	Bahati Moshi Masabile	Kanyama Area in Kisesa Ward Magu District	PSCA-2020-115	Mwanza	Petroleum Retail Outlet
123	Yanga Evarist Makaga T/A Rock City Filling Station	Plot No. 155 Block 'L' Usagara Area in Misungwi District	PSCA-2020-116	Mwanza	Petroleum Retail Outlet
124	Masunga Miyela Mizingo T/A Mizingo Fuel Station	Plot No 396 Block 'C' Mbugani Area in Mbogwe District	PSCA-2020-117	Geita	Petroleum Retail Outlet
125	Amos Site Mabena – Mabena Filling Station	Plot No. 422, Block "L", Mwaka Area, Tunduma Urban Area	PSCA-2020-118	Songwe	Petroleum Retail Outlet
126	Mitundu Filling Station	Plot No. 54, Dirma Village, Dirma Ward, Hanang District	PSCA-2020-119	Manyara	Petroleum Retail Outlet
127	Saa Tatu Investment Limited	Plot No. 4, Block 'K', Ubaruku Area, Mbarali District	PSCA-2020-120	Mbeya	Petroleum Retail Outlet
128	Summer Estate Limited	Plot No. 3312, Block 'X', Mwakibete Area in Mbeya City	PSCA-2020-121	Mbeya	Petroleum Retail Outlet
129	Mwadembe Company Limited	Ilongo Village, Mahongole Ward, Mbarali District	PSCA-2020-122	Mbeya	Petroleum Retail Outlet
130	Joseph Petro Mwangele	Plot No. 254 & 256, Block 'L', Mwaka – Tunduma Urban Area, Momba District	PSCA-2020-123	Songwe	Petroleum Retail Outlet
131	Lwimba Investment Company Limited	Kiyamatundu Village, Kipeta Ward, Sumbawanga District	PSCA-2020-124	Rukwa	Petroleum Retail Outlet
132	Innocent Mlay	New Land Village, Mabogini Ward, Moshi District	PSCA-2020-125	Kilimanjaro	Petroleum Retail Outlet
133	Raphael Dominic Petrol Station	Landana Village, Simanjoro District	PSCA-2020-126	Manyara	Petroleum Retail Outlet
134	Amani Sangawe Petrol Station Rau	Rau River Msufini Village, Kahe West Ward, Moshi District	PSCA-2020-127	Kilimanjaro	Petroleum Retail Outlet

S/N	Name of the Installation	Physical Location/ Address	Construction Approval Number	Region	Type of Facility to Be Constructed
135	Naiman John Ayo Petrol Station of P.O. Box 37 Himbo – Moshi	King'ori Village, Meru District in Arusha Region	PSCA-2020-128	Arusha	Petroleum Retail Outlet
136	Ruaha Petroleum Limited, Ruaha Mbuyuni	Ruaha Mbuyuni Ward, Kilo District	PSCA-2020-129	Iringa	Petroleum Retail Outlet
137	Goldland Company Limited Petrol Station Igunga	Plot No. 1, Block "M", at Kamando Area, Igunga District	PSCA-2020-130	Tabora	Petroleum Retail Outlet
138	Petrosafi Limited Loya Mlimani	Loya Mlimani Village, Uyui District	PSCA-2020-131	Tabora	Petroleum Retail Outlet
139	Emmanuel Haleluya Kessy	Plot No. 117, Block 'C', Buigiri, Chamwino District	PSCA-2020-132	Dodoma	Petroleum Retail Outlet
140	Gudal (T) Co. Limited – Majengo Dodoma	Plot No. 31, Block 'Zf', Mtumba, Dodoma City	PSCA-2020-133	Dodoma	Petroleum Retail Outlet
141	Guka Filling Station Haneti	Haneti Village, Chamwino District	PSCA-2020-134	Dodoma	Petroleum Retail Outlet
142	Abida Investment Co. Ltd	Plot No. 11 Block "H" at Mwendakulima Area, in Kahama Township	PSCA-2020-135	Shinyanga	Petroleum Retail Outlet
143	Ms Mwemage Catholic Church – Itongo	Itongo Village Ibwera Ward in Bukoba Rural District	PSCA-2020-136	Kagera	Petroleum Retail Outlet
144	Chacha Erenest Mwera	Plot No. 486 Block "J" at Buswelu Area, Ilemela Municipality	PSCA-2020-137	Mwanza	Petroleum Retail Outlet
145	Mathayo Sitta Budeba T/A Mathayo Services Station	Plot No. 2617 Block "R" at Mbulu Area, in Kahama Township	PSCA-2020-138	Shinyanga	Petroleum Retail Outlet
146	Rachanya Company (T) Limited	Plot No. 1 Block "F" at Kagongwa Area, in Kahama Township	PSCA-2020-139	Shinyanga	Petroleum Retail Outlet
147	Daily Oil	Plot No. 1 Block 'A', Minara Mitatu Area in Morogoro Municipality	PSCA-2020-140	Morogoro	Petroleum Retail Outlet
148	Somea Filling Station	Plot No. 88 Block 'B', Magomeni Area in Mtwara Municipality	PSCA-2020-141	Mtwara	Petroleum Retail Outlet
149	Gudal (T) Co. Limited	Plot No. 1 Block 'A', Chalinze Urban Area	PSCA-2020-142	Coast	Petroleum Retail Outlet
150	Gudal (T) Co. Limited	Plot No. 328 Block 'B', Msamvu Mwembesongo Area in Morogoro Municipality	PSCA-2020-143	Morogoro	Petroleum Retail Outlet

S/N	Name of the Installation	Physical Location/ Address	Construction Approval Number	Region	Type of Facility to Be Constructed
151	Gaki Traders Company Limited	Plot No. 2 Block 'Q', Kikwala – Mikumi Area, Kilosa District	PSCA-2020-144	Morogoro	Petroleum Retail Outlet
152	Rutala Limited	Plot No. 114, Block 'Dd', Ilelombo (Kasimba) Area in Mpanda Municipality	PSCA-2020-145	Katavi	Petroleum Retail Outlet
153	Rundugai One Filling Station	Kilimambogo Hamlet, Bondeni Ward, Hai District	PSCA-2020-146	Kilimanjaro	Petroleum Retail Outlet
154	Maramba Fuel Filling Station	Maramba "A" Village, Maramba Ward, Mkinga District	PSCA-2020-147	Tanga	Petroleum Retail Outlet
155	Trust Oil Petrol Station – Dennis Richard Swai	Uraa Village, Bwani Ward, Hai District	PSCA-2020-148	Kilimanjaro	Petroleum Retail Outlet
156	Job Filling Station	Pwaga Village, Mpwapwa District	PSCA-2020-149	Dodoma	Petroleum Retail Outlet
157	Ipogoro Total Service Station	Plot No. 16a, Block 'A', Ipogoro Area, Iringa Municipality	PSCA-2020-150	Iringa	Petroleum Retail Outlet
158	Malimaua Filling Station	Itaswi Village, Kondoa District	PSCA-2020-151	Dodoma	Petroleum Retail Outlet
159	Kinyuma Filling Station	Bukulu Village, Kondoa District	PSCA-2020-152	Dodoma	Petroleum Retail Outlet
160	Marwa Munanka Chacha	Ntwike Village, Iramba District	PSCA-2020-153	Singida	Petroleum Retail Outlet
161	Emmanuel Haleluya Kessy – Vikonje	Plot No. 1, Block 'Ar', Mtumba, Dodoma City	PSCA-2020-154	Dodoma	Petroleum Retail Outlet
162	Elly Filling Station	Mahenge Village, Kilolo District	PSCA-2020-155	Iringa	Petroleum Retail Outlet
163	Blue Wave Emporium Ltd	Plot No 10 Block "C" Kishili Area, in Mwanza City	PSCA-2020-156	Mwanza	Petroleum Retail Outlet
164	Alkadi Alphonse Mushumbusi	Ruhunda Sub Village, Buhangaruti Village Misenyi District	PSCA-2020-157	Kagera	Petroleum Retail Outlet
165	Laurent Jackson Mabamba Filling Station	Igabilo Area, Mushozi Village Bukoba Rural District	PSCA-2020-158	Kagera	Petroleum Retail Outlet
166	Emmanuel John Sumbuka	Plot No. 152 Block "C" Gulung'washi Area, Maswa District	PSCA-2020-159	Simiyu	Petroleum Retail Outlet
167	Mosady & P General Oil	Plot No 908 Block "A" at Mkolani Area	PSCA-2020-160	Mwanza	Petroleum Retail Outlet
168	Mt Meru Petroleum Ltd – Buhongwa	Plot No. 8 Block "K" Buhongwa Area	PSCA-2020-161	Mwanza	Petroleum Retail Outlet

S/N	Name of the Installation	Physical Location/ Address	Construction Approval Number	Region	Type of Facility to Be Constructed
169	Sayari Filling Station	Plot No. P7459, Mbezi Msakuzi Area, Ubungo District	PSCA-2020-162	Dar es Salaam	Petroleum Retail Outlet
170	Atn Petroleum Kigamboni	Plot No. 1083 Block '30', Kigamboni Area in Kigamboni Municipality	PSCA-2020-163	Dar es Salaam	Petroleum Retail Outlet
171	Discount Oil	Plot No. 325 Block 'W', Kitunda Area in Ilala Municipality	PSCA-2020-164	Dar es Salaam	Petroleum Retail Outlet
172	Fountain Petroleum Ltd	Plot No. 1 Block 'A', Lisekese Area in Masasi Municipality	PSCA-2020-165	Mtwara	Petroleum Retail Outlet
173	Mehboob Osman	Plot No. 28, Mnazi Mmoja Area in Lindi Municipality	PSCA-2020-166	Lindi	Petroleum Retail Outlet
174	Olympic Petroleum – Goba	Plot No. P5014, Goba Area in Ubungo Municipality	PSCA-2020-167	Dar es Salaam	Petroleum Retail Outlet
175	Oilcom (T) Ltd – Kijichi	Plot No. 38 Block '3', Mtoni Kijichi Area in Temeke Municipality	PSCA-2020-168	Dar es Salaam	Petroleum Retail Outlet
176	Flavianus Momba Mahiti	Plot No. P7458, Mbezi Msigani Area in Ubungo Municipality	PSCA-2020-169	Dar es Salaam	Petroleum Retail Outlet
177	Samoki Filling Station	Plot No. 123, Block 'A' Situated at Singino Street, Kilwa District	PSCA-2020-170	Lindi	Petroleum Retail Outlet
178	Dolphin Oil – Muhoro	Shela Village Chumbi Ward, Muhoro Area, Rufiji District	PSCA-2020-171	Coast	Petroleum Retail Outlet
179	Dolphin Oil	Kilimani Mashariki Village, Ngorongo Ward, Rufiji District	PSCA-2020-172	Coast	Petroleum Retail Outlet
180	Yohana Edward Mtweve T/A Kiwangwa Pump Station	Plot No.3, Block 'A' Situated at Kiwangwa Area, Chalinze District	PSCA-2020-173	Coast	Petroleum Retail Outlet
181	Ukonga Service Station	Plot No. 1339 & 1340 Block 'C' Stakishari- Ukonga, Ilala District	PSCA-2020-174	Dar es Salaam	Petroleum Retail Outlet
182	Mohamed Abdallah Nassor – Mwahako Petrol Station	Plot No. 13, 14, 15, 16, 17 And 18, Block "B", Mwahako Area, Tanga City Council, Tanga	PSCA-2020-175	Tanga	Petroleum Retail Outlet
183	Ketumbeine Filling Station	Armenia Village, Ketumbeine Ward, Longido District	PSCA-2020-176	Arusha	Petroleum Retail Outlet


S/N	Name of the Installation	Physical Location/ Address	Construction Approval Number	Region	Type of Facility to Be Constructed
184	Issa Ramadhani Nais	Endanoga Village, Galapo Ward, Babati District	PSCA-2020-177	Manyara	Petroleum Retail Outlet
185	A.A. Shehoza & Company Limited	Plot No. 31/11, Duga Light Industrial Area, Tanga City Council	PSCA-2020-178	Tanga	Petroleum Retail Outlet
186	Abilahi Kasimu Mandepe	Plot No. 1, Block 'G', Namanditi Area, Songea Municipality	PSCA-2020-179	Ruvuma	Petroleum Retail Outlet
187	Furahisha Francis Msigwa	Plot No. 84, Block 'G', Uyole Area in Mbeya City	PSCA-2020-180	Mbeya	Petroleum Retail Outlet
188	Mr. Mwita Mnanka Ohura	Mimazami Village Bukabwa Ward, in Butiama District	PSCA-2020-181	Mara	Petroleum Retail Outlet
189	Abida Investment Co. Ltd	Plot No. 107 Block "E" at Nyamhela Area, in Kahama Township	PSCA-2020-182	Shinyanga	Petroleum Retail Outlet
190	Arbogast Olvaris Shirima T/A Ashico Petrol Station	Plot No. 865 Block "J" at Buswelu Area, in Ilemela Municipality	PSCA-2020-183	Mwanza	Petroleum Retail Outlet
191	Mansoor Industries Ltd – MOIL Igoma	Plot No. 45 Block "G" Igoma Area, in Nyamagana Municipality	PSCA-2020-184	Mwanza	Petroleum Retail Outlet
192	Cosmas Cornely Ndibalema	Kishoju Village Kihanga Ward, in Karagwe District	PSCA-2020-185	Kagera	Petroleum Retail Outlet
193	Bahati Moshi Masabile	Plot No. 909 Block 'B' Mkolani Area in Mwanza City	PSCA-2020-186	Mwanza	Petroleum Retail Outlet
194	Zubeda Hamisi Msakati Petrol Station – Zajiwa	Zajiwa Village, Zajiwa Ward, Chamwino District	PSCA-2020-187	Dodoma	Petroleum Retail Outlet
195	Emmanuel Halleluya Kessy – Mwegamile	Plot No. 1, Block 'A', Mwegamile Majengo A, Chamwino District	PSCA-2020-188	Dodoma	Petroleum Retail Outlet
196	Halleluya Wilfred Kessy – Ilazo Extension	Plot No. 213, Block 'B', Ilazo Extension, Dodoma City	PSCA-2020-189	Dodoma	Petroleum Retail Outlet
197	Bichakila Petrol Station – Kitangiri	Plot No. 9, Block "A", Kitangiri Street, Nzega District	PSCA-2020-190	Tabora	Petroleum Retail Outlet
198	Nuroil Service Station – Kaliua	Plot No. 125, Block "G", Kaliua District	PSCA-2020-191	Tabora	Petroleum Retail Outlet
199	Jeremiah Kanywani Dembe – Mafinga	Plot No. 300 & 301, Block "A", Pipeline Street, Mafinga Urban Area, Mufindi District	PSCA-2020-192	Iringa	Petroleum Retail Outlet

S/N	Name of the Installation	Physical Location/ Address	Construction Approval Number	Region	Type of Facility to Be Constructed
200	Fountain Fuel Filling Station	Nanhyanga Village, Tandahimba District	PSCA-2020-193	Mtwara	Petroleum Retail Outlet
201	Alfred Arbogasti Tarimo – Temba Filling Station	Plot No. 90 Block '21', Bunju Area, Kinondoni Municipality	PSCA-2020-194	Dar es Salaam	Petroleum Retail Outlet
202	Asha Said Amour – Majimoto	Majimoto Area, Mpimbwe District Council, Mlele District	PSCA-2020-195	Katavi	Petroleum Retail Outlet
203	Jonas Mwilama Sanga	Plot No. 9, Block 'K', Idofi – Makambako Urban Area	PSCA-2020-196	Njombe	Petroleum Retail Outlet
204	Malimau Filling Station – Itiso Village	Itiso Village, Itiso Ward, Chamwino District	PSCA-2020-197	Dodoma	Petroleum Retail Outlet
205	Sumosa Filling Station & Company Limited	Tutuo Village, Sikonge District	PSCA-2020-198	Tabora	Petroleum Retail Outlet
206	Yakub Mabruck Salim	Tanga Village Maundo Area in Tandahimba District	PSCA-2020-199	Mtwara	Petroleum Retail Outlet
207	Majid Abdallah Kimaro	Plot No. 2360 Block 'B', Goba Area in Ubungo Municipality	PSCA-2020-200	Dar es Salaam	Petroleum Retail Outlet
208	Orinoco Oil	Lionja 'A' Village, Nachingwea District	PSCA-2020-201	Lindi	Petroleum Retail Outlet
209	Abdallah Nassor Msellem	Plot No. 846 Block 'SS', Vumilia Ukooni Area in Kigamboni Municipality	PSCA-2020-202	Dar es Salaam	Petroleum Retail Outlet
210	Loflyp Simbeye Investment	Plot No. P 6780, Malamba Mawili Area in Ubungo Municipality	PSCA-2020-203	Dar es Salaam	Petroleum Retail Outlet
211	Darpc Energy Co. Ltd	Plot No. 2024 Block 'K', Mbezi Area in Kinondoni Municipality	PSCA-2020-204	Dar es Salaam	Petroleum Retail Outlet
212	Amer Mohamed Mbarak	Plot No. 1028 Block 'V', Sokota Area in Temeke Municipality	PSCA-2020-205	Dar es Salaam	Petroleum Retail Outlet
213	Barrel Petro Energy Co. Ltd – Tabata Kimanga	Plot No. 1056 & 1297 Block 'G', Tabata Area in Ilala Municipality	PSCA-2020-206	Dar es Salaam	Petroleum Retail Outlet
214	Mkarakate Filling Station	Plot No. 9 Block 'A', Mkarakate Area, Masasi District	PSCA-2020-207	Mtwara	Petroleum Retail Outlet

S/N	Name of the Installation	Physical Location/ Address	Construction Approval Number	Region	Type of Facility to Be Constructed
215	APCO Energy (T) Ltd	Plot No. 64 Block '42', Mwananyamala Area in Kinondoni Municipality	PSCA-2020-208	Dar es Salaam	Petroleum Retail Outlet
216	Olympic Petroleum Ltd	Plot No. P2665, Kibada Ungindoni Area in Kigamboni Municipality	PSCA-2020-209	Dar es Salaam	Petroleum Retail Outlet
217	Simba Oil – Kibada	Plot No. 3 Block 'J', Kibada Area in Kigamboni Municipality	PSCA-2020-210	Dar es Salaam	Petroleum Retail Outlet
218	The Legacy 128 Limited	Kaunda Area, Ikwiriri Village, Rufiji District	PSCA-2020-211	Coast	Petroleum Retail Outlet
219	Oilcom (T) Ltd – Bunju Service Station	Plot No. 88 Block '21', Bunju Area in Kinondoni Municipality	PSCA-2020-212	Dar es Salaam	Petroleum Retail Outlet
220	Boko Service Station	Plot No. 18565, Boko Area in Kinondoni Municipality	PSCA-2020-213	Dar es Salaam	Petroleum Retail Outlet
221	Uroil Petrol Station – Ilolanguru	Uchinani Village, Ilolanguru Ward, Uyu District	PSCA-2020-214	Tabora	Petroleum Retail Outlet
222	Uroil Petrol Station – Usinge	Ugansa Village, Usinge Ward, Kaliua District	PSCA-2020-215	Tabora	Petroleum Retail Outlet
223	Uroil Petrol Station – Igagala	Mtakuja Village, Igagala Ward, Kaliua District	PSCA-2020-216	Tabora	Petroleum Retail Outlet
224	Esther Petro Maneno	Plot No. 161 Block 'A' Hungumalwa Area, in Kwimba District	PSCA-2020-217	Mwanza	Petroleum Retail Outlet
225	Lina Lazaro Bamie	Plot No. 462 Block 'EE' Shunu Area, in Kahama District	PSCA-2020-218	Shinyanga	Petroleum Retail Outlet
226	Simba Oil Arusha Service Station	Plot No. 1, Block "C", Mkonoo Area, Along E.A. Road (Bypass), Arusha City Council	PSCA-2020-219	Arusha	Petroleum Retail Outlet
227	Erick Benjamini Mahenge – Bemoil	Simambwe Village, Mbeya District Council	PSCA-2020-220	Mbeya	Petroleum Retail Outlet
228	Athuman Juma Digaga	Msanga Gome Area, Kisarawe District	PSCA-2020-221	Coast	Petroleum Retail Outlet
229	Nisar Transport	Plot No. 489 Block 'C', Hiyari Area	PSCA-2020-222	Mtwara	Petroleum Retail Outlet

S/N	Name of the Installation	Physical Location/ Address	Construction Approval Number	Region	Type of Facility to Be Constructed
230	Olympic – Morogoro	Plot No. 1 Block 'AB', Fulwe Mikese Area in Morogoro District Council	PSCA-2020-223	Morogoro	Petroleum Retail Outlet
231	Mkuti Service Station	Plot No. 205 & 206, Mkuti Area in Masasi Municipality	PSCA-2020-224	Mtwara	Petroleum Retail Outlet
232	Mohamed Saleh Haffif & Suleiman Nassor	Plot No. 9/1 Block '15', Kibada Area in Kigamboni Municipality	PSCA-2020-225	Dar es Salaam	Petroleum Retail Outlet
233	Oryx Oil Company Limited – Oryx Njombe Service Station	Plot No. 337, Block 'Z', Mijmwema-Njombe Urban Area	PSCA-2020-226	Njombe	Petroleum Retail Outlet
234	Lojaz Filling Station	Plot No. 21, Block 'A', Kiamili-Kigonsera Area, Mbinga District	PSCA-2020-227	Ruvuma	Petroleum Retail Outlet
235	Ramadhani Semvua Ramadhani – Matumika Petrol Station	Milundikwa Village, Nkasi District in Rukwa Region	PSCA-2020-228	Rukwa	Petroleum Retail Outlet
236	Amary Ahmed Al-Amary	Kipumbwi Village, Kipumbwi Ward, Pangani District	PSCA-2020-229	Tanga	Petroleum Retail Outlet
237	Sovavi Agencies Limited	Hedaru Village, Hedaru Ward, Same District	PSCA-2020-230	Kilimanjaro	Petroleum Retail Outlet
238	Miraji Ally Kidundi	Plot No. 330, Block "A", Kwesimu Area, Magamba Ward, Lushoto District	PSCA-2020-231	Tanga	Petroleum Retail Outlet
239	Lake Oil Mtwivila Iringa o	Plot No. 5, Block "L" Service Industry Area, Mtwivila Ward, Iringa District	PSCA-2020-232	Iringa	Petroleum Retail Outlet
240	Khalid Ramadhani Hoti	Kiseke Dissa Village, Kondoa District	PSCA-2020-233	Dodoma	Petroleum Retail Outlet
241	Weruweru Filling Station – Mtumba	Plot No. 1 Block 'R2', Mtumba Area in Dodoma	PSCA-2020-234	Dodoma	Petroleum Retail Outlet
242	Ami and Vai Fuel Service Station	Plot No. 70, Mtaa Wa Nyumba Mia tatu, Nzuguni Ward, Dodoma Municipality	PSCA-2020-235	Dodoma	Petroleum Retail Outlet
243	Wilfred Francis Teti	Plot No. 440, Block "TT" Atipuli Area, Tabora Municipality	PSCA-2020-236	Tabora	Petroleum Retail Outlet
244	C. F. Ng'umbi Investment Company Limited	Mtili Village, Mufindi District	PSCA-2020-237	Iringa	Petroleum Retail Outlet

S/N	Name of the Installation	Physical Location/ Address	Construction Approval Number	Region	Type of Facility to Be Constructed
245	Mohamed Hemed Marhun	Tura Village, Uyui District	PSCA-2020-238	Tabora	Petroleum Retail Outlet
246	Muriba Isanchu Petrol Station	Plot No.489 Block 'J' Buswelu in Ilmela	PSCA-2020-239	Mwanza	Petroleum Retail Outlet
247	Reny Investment Company Limited	Plot No. 290 Block 'A' Kagongwa Area in Kahama District	PSCA-2020-240	Shinyanga	Petroleum Retail Outlet
248	Lucas Ghatai Soteri	Plot No. 51 Block 'E' Sirari Minor Settlement in Tarime District	PSCA-2020-241	Mara	Petroleum Retail Outlet



### APPENDIX 10: Summary of Petroleum HSE Incidents Investigated in 2020

S/N	Incident and Location	Incident Description	Cause	Incident Impact(s)	Corrective Actions
1	Overturning of a road fuel tanker at Igurusi-Chimala area, Mbarali district in Mbeya region	<p>On 1<sup>st</sup> January 2020, a road fuel tanker with registration no. T 956 DRT/ T 886 DRV owned by World Oil (T) Ltd overturned at Igurusi-Chimala area, Mbarali district in Mbeya region. The tanker overturned while trying to give way to an oncoming vehicle.</p> <p>The truck was carrying 40,000 litres of petrol to be transited to a neighbouring country.</p> <p>A fire broke out while the petroleum product was being transferred from the overturned road tanker to another truck using a water pump.</p>	Loss of control of a vehicle.	<p>(a) Loss of 34,000 litres of petrol;</p> <p>(b) Complete burnt road tanker, recipient road tanker, motor cycle, generator set and a water pump;</p> <p>(c) Partial burning of the Fire and Rescue Force vehicle;</p> <p>(d) Minor injuries to the driver and severe injuries to two pump operators;</p> <p>(e) Damaged tarmac road; and</p> <p>(f) Environmental pollution due to oil spills.</p>	<p>(a) road tanker owner/ transporter to periodically conduct Driving Defensive Course to drivers to ensure their road worthiness;</p> <p>(b) operator to clean-up the polluted area; and</p> <p>(c) EWURA to frequently raise awareness to the public regarding to the HSE matters related to petroleum products.</p>

S/N	Incident and Location	Incident Description	Cause	Incident Impact(s)	Corrective Actions
2	Fire incident occurred at Lake Oil Limited depot located at Vijibweni Industrial Area, Kigamboni district in Dar es Salaam on 8 <sup>th</sup> January 2020.	The fire originated at the pump house while pumping petrol into the road tanker was progressing. A mechanical failure of one of the pumps occurred resulting into the bearing of the rotor shaft being stuck resulting into an unsmooth rotation of the shaft. The rotor shaft overheated and led to firebreak out. The generated heat spread at the pump house causing the diesel pump to leak and intensify the fire.	Mechanical failure of the petrol pump.	<p>(a) Damaged pumps, steel structures, foam pourer and electrical systems at the pump house;</p> <p>(b) Loss of 23,445 litres of MSP and 1,657 litres of AGO; and</p> <p>(c) Damaged bund wall on the pump house side.</p>	<p>(a) The operator to improve and put in place fire fighting systems and ensure that they are functional at all times;</p> <p>(b) the operator to conduct HSE training and ensure that all staff are prepared for fire fighting; and</p> <p>(c) the operator to construct a pump house free of grills.</p> <p>The Authority also required OMCs to:</p> <p>(a) put in place a joint fire fighting system and emergency preparedness plan for combating fire and other emergencies; and</p> <p>(b) consider building Fire and Rescue Centres and buy fire tenders at Vijibweni, Kigamboni and Kurasini areas.</p>

S/N	Incident and Location	Incident Description	Cause	Incident Impact(s)	Corrective Actions
3	Overturning of the road fuel tanker with registration no. T 956 DLJ/ T 290 CKH owned by Refuelling Solution (T) Ltd that occurred at Hulia village, Tunduru district in Ruvuma on 29 <sup>th</sup> January 2020.	The truck which was loaded with 35,000 litres of petrol at World Oil depot in Dar es Salaam region overturned due to a sharp corner and steep slope and spilled all the product. The product was destined to Refuelling Solution Petrol Station in Songea.	Loss of control of a vehicle.	(a) Loss of 35,000 litres of MSP product; (b) Death of a driver and two passengers; and (c) Damage of the cabin and tank; and (d) Environmental pollution due to oil spills.	(a) the transporter/ Fuel Tanker Owner to ensure that frequent induction and Defensive Driving Course (DDC) to company drivers is made; (b) the transporter/ Fuel Tanker Owner to ensure two drivers are allocated for a trip to avoid long driving distance that may cause fatigue; and (c) the operator to clean-up the polluted area.

S/N	Incident and Location	Incident Description	Cause	Incident Impact(s)	Corrective Actions
4	Overturning of the road fuel tanker with registration no. T 720 DLJ/ T 538 CCY owned by Mtweve Oil which occurred at Ilomba area in Mbeya city on 17 <sup>th</sup> February 2020.	<p>The truck which was loaded 22,000 litres of diesel and 12,000 litres of petrol at Camel Oil depot in Dar es Salaam overturned while trying to give way to another vehicle which was coming in the opposite direction. The road tanker was heading to Chunya district for offloading at Mtweve Oil petrol stations. About 17,500 litres of diesel and 11,600 litres of petrol were recovered and transferred into another tanker.</p> <p>The crane while pulling out the overturned tank which still had petroleum products from the crashed building towards the road, damaged the tank and caused oil spillages.</p>	Loss of control of a vehicle.	<p>(a) Loss of 4,500 litres of diesel and 400 litres of petrol</p> <p>(b) Collapse of building containing two shops (mini supermarket) and house gate;</p> <p>(c) Damage to the road tanker and sedan vehicle;</p> <p>(d) Minor injuries to the road tanker driver and escorting staff and severe injuries to the sedan vehicle driver;</p> <p>(e) Oil spills to the environment and cause pollution; and</p> <p>(f) Damage of the tarmac road.</p>	<p>(a) the transporter/ Fuel Tanker Owner to ensure that frequent induction and Defensive Driving Course (DDC) to company drivers is made;</p> <p>(b) the transporter/ Fuel Tanker Owner to ensure two drivers are allocated for a trip to avoid long driving distance that may cause fatigue; and</p> <p>(c) the operator to clean-up the polluted area.</p>
5	Oil spillages due to overturning of a road fuel tanker with registration T 748 AVG loaded with 11,000 litres of petrol property of Dawson Joel Kshanabo of P.O. Box 32 Muleba. The incident occurred at Kigongo Ferry area, Misungwi district in Mwanza region on 23 <sup>rd</sup> April 2020.	<p>The road fuel tanker heading to Muleba for offloading overturned when the driver was struggling to avoid hitting the nearby vehicles after brake failure of the tanker and propeller shaft breakage leading to loss of control of the truck. Police and Fire and Rescue Force arrived on time, barricaded the incident area and provided security.</p>	Brake failure	<p>(a) Minor injuries to driver and turnboy;</p> <p>(b) Damage of the road tanker;</p> <p>(c) Loss of about 2,000 litres of petrol which spilled after one compartment got damaged; and</p> <p>(d) Environmental pollution.</p>	<p>(a) clean-up the oil spills and restore the polluted area to its original state; and</p> <p>(b) transporter to ensure frequent maintenance and inspection of his vehicles.</p>

S/N	Incident and Location	Incident Description	Cause	Incident Impact(s)	Corrective Actions
6	Oil spillages due to overturning of the road fuel tanker with registration no. T 915 ARN/ T 299 BRN loaded with 33,000 litres of diesel from Hass terminal and property of Gudal (T) Co. Ltd of P. O. Box 216 Nzega. The incident occurred on 15 <sup>th</sup> June 2020 at Emaus area along Dodoma – Dar es Salaam road in Dodoma City.	The road fuel tanker heading to Nzega for offloading at Gudal (T) Co. Ltd petrol stations overturned and spilled about 29,600 litres of diesel to environment. The tanker had some holes on each compartment that are suspected to be perforated intentionally. The recovered product was transferred safely to another tanker with registration no. T 179 DSJ/ T 817 DSM. Police and Fire & Rescue Force arrived on time, barricaded the incident area and provided security.	Probable sabotage	<p>(a) Loss of about 29,600 litres of diesel product;</p> <p>(b) Damage to the road fuel tanker;</p> <p>(c) Environmental pollution; and</p> <p>(d) Minor backache and headache to the turnboy.</p>	<p>(a) The transporter to ensure that two drivers are allocated to one trip to avoid fatigue suffered by one driver for driving longer distances;</p> <p>(b) The transporter to clean-up the oil spills and restore the polluted area to its original state; and</p> <p>(c) EWURA to continue conducting frequently public awareness programs.</p>
7	A road fuel tanker T 692 BES/ T 698 BES loaded with 39,000 litres of petrol was involved in an accident that occurred on 26 <sup>th</sup> June 2020 at Itigi roundabout are, Manyoni District in Singida region. The tanker loaded the product at World Oil Limited – Kigamboni Terminal in Dar es Salaam and was heading to Tabora Municipality where the product was expected to be offloaded at Mount Meru Petroleum Limited – Tabora Branch. The transporter and owner of the cargo was Mount Meru Petroleum Ltd of P.O. Box 7094 Arusha-Tanzania.	The road tanker lost control at Itigi roundabout area, went off the road, overturned and hit an electric pole, resulting into injuries to driver and co-driver, damage to the road tanker cabin and tanker itself, damage of electricity transmission lines and petroleum product (petrol) spillage to the surrounding environment.	Brake failure or high speed of the tanker.	<p>(a) injuries to a driver and co-driver;</p> <p>(b) damage to the road fuel tanker;</p> <p>(c) damage of electricity transmission line;</p> <p>(d) loss of about 27,5000 litres of petrol; and</p> <p>(e) environmental pollution due to oil spills.</p>	<p>(a) Mount Meru to ensure that two drivers are allocated to one trip to avoid fatigue suffered by one driver for driving longer distances;</p> <p>(b) Mount Meru to ensure that the trucks are serviced and maintenance is conducted timely by competent personnel so as to prevent mechanical failure of the trucks during operation; and</p> <p>(c) Mount Meru Petroleum Ltd to clean up the polluted area.</p>


S/N	Incident and Location	Incident Description	Cause	Incident Impact(s)	Corrective Actions
8	On 22 <sup>nd</sup> July 2020, the road tanker T 177 AJN loaded with 18,000 litres of petrol and owned by Ahmed Mabkhut Shabiby Petrol Station of P.O Box 2868 Dodoma was involved in an accident at Mkwongi area, Dakawa, Mvomero District in Morogoro region. The road tanker lost control and overturned spilling the product to the environment.	The road tanker lost control at Mkwongi area, Dakawa and went off the right side of the road, overturned, spilled the product to the environment and explosion occurred. The product was loaded at Mansoor Industries Limited (MOIL) terminal in Dar es Salaam. The road tanker was heading to Gairo to offload the product at Kitange Oil Company - Gairo Petrol Station whose licence No. PRL-2018-045.	Driver's fatigue	(a) Loss of lives of two people (driver & co-driver); (b) badly burnt fuel tanker; (c) loss of 18,000 litres of petrol; and (d) environmental pollution due to oil spills.	The Transporter to: (a) clean-up the polluted area; and (b) deploy two drivers to avoid fatigue suffered by one driver for driving longer distances.
9	On 2 <sup>nd</sup> September 2020, a road fuel tanker T 704 BSD/T 715 BSK loaded 33,500 litres of diesel overturned at Kidayi A near Ruaha Mbuyuni area, Kilosa district in Morogoro region. The product was loaded at Oryx Energies Kurasini depot in Dar es Salaam and it was being transited to Zambia by Signoni (T) Limited (transporter).	The driver was struggling to avoid a head on collision with another truck which was coming in the opposite direction. The driver lost control, overturned and spilled some diesel product.	Loss of control of the road tanker.	(a) damage to the road fuel tanker; (b) loss of diesel due to spillages; (c) environmental pollution; and (d) minor injuries to the driver.	The transporter to: (a) clean-up the polluted land; and (b) ensure that, two drivers are deployed for long journeys.

S/N	Incident and Location	Incident Description	Cause	Incident Impact(s)	Corrective Actions
10	On 25 <sup>th</sup> September 2020, a road fuel tanker RAD691P/RL1587 loaded with diesel was involved in an accident at Sekenke, Iramba District in Singida region. The tanker was transiting the product to Rwanda and had a Mount Meru Petroleum Ltd logo.	The driver failed to control the vehicle due to brake failure and therefore started crushing into vehicles that were in front of the tanker before overturning onto the other side of the road. The incident resulted into major injuries to driver leading him to being in critical condition and was hospitalized, death of one person, damage to the road tanker cabin and tanker itself and spillage of diesel to the surrounding environment.	Probably brake failure	(a) damage to the road fuel tanker, mainly cabin; (b) death of one person; (c) major injuries to the tanker driver; (d) loss of diesel due to spillages; and (e) environmental pollution.	Mount Meru to clean up the polluted area.
11	Oil spillages due to overturning of the road fuel tanker with registration no. T 959 DLJ/ T 411 CCY owned by Refuelling Solution (T) Limited which occurred on 20 <sup>th</sup> December 2020 at Chacha area, Kilimassera village, Namtumbo district in Ruvuma region.	The truck which loaded 33,000 litres of diesel at Oryx depot in Mtwara overturned and spilled the product. It was destined to offload the product at Refuelling Solution (T) Limited - Songea Filling station. 9,700 litres of diesel were spilled out.	Breakdown of a vehicle.	(a) Loss of 9,700 litres of diesel; (b) Minor injuries to driver and co-driver; (c) Truck damage; and (d) Environmental pollution.	Refuelling Solution (T) Limited to: (a) to periodically conduct inspection of the fuel road tankers to ensure their road worthiness; and (b) clean up the polluted area.

S/N	Incident and Location	Incident Description	Cause	Incident Impact(s)	Corrective Actions
12	Leakage of Malawi Cargo Centre Limited (MCCL) petrol receiving pipeline. The pipeline traverses from Kurasini Oil Jetty (KOJ) to their terminal at Kitopeni, Dar es Salaam port area. The incident occurred on 6 <sup>th</sup> November 2020.	The MCCL petrol receiving pipeline was leaking at the point of entrance of East Coast Liquid Storage (ECLS) – Inland Containers Depot (ICD).	Pipeline corrosion	(a) Loss of product; and (b) Environmental pollution.	(a) MCCL to immediately replace the worn-out sections of the pipelines; (b) MCCL to carry out pipelines integrity tests from KOJ TPA manifold to the terminal before resuming of operations; (c) Trucks entering ECLS ICD to be allowed once there is suitable infrastructure so that trucks can pass without damaging the pipelines; and (d) All terminal owners to conduct integrity tests of their pipelines.
13	On 28 <sup>th</sup> August 2020, Liquefied Petroleum Gas (LPG) cylinders exploded at Kwa Mapunda area, Chamazi Ward, Temeke District in Dar es Salaam region. The LPG cylinders were stored in a shop operated by an operator known as Anko Gas.	LPG cylinders of different sizes and brands stored in a shop exploded. The shop was being operated by Anko Gas whose dealership could not be established. Explosion resulted into damage of the LPG cylinders to unrecognizable state and burnt of the LPG and charcoal storage rooms.	Probable illegal refilling	(a) Two rooms (LPG & charcoal storage rooms) were totally burnt; and (b) Total damage of LPG cylinders.	(a) The Authority to strengthen awareness raising to LPG operators on safe operations; (b) The Authority in collaboration with LPG Wholesalers, Super dealers and Police Force to combat illegal LPG refilling.

S/N	Incident and Location	Incident Description	Cause	Incident Impact(s)	Corrective Actions
14	Liquefied Petroleum Gas (LPG) Fire and Explosion at Msambarauni, Msamvu area in Morogoro region on 14 <sup>th</sup> March 2020.	Fire and explosion occurred in one of the rooms of a residential house that was being used for storage of LPG filled and empty cylinders of various sizes and brands. The name of the tenant who used to store these cylinders could not immediately be known. Presence of weighing scale and various sizes of LPG cylinders at the incident area implied that, illegal LPG operations were being conducted.	Probably leakage of LPG	(a) Injuries to three journalists who were hospitalized; (b) Structural damage to house and nearby houses; (c) Theft of house items in the nearby houses; and (d) Damaged LPG cylinders.	Legal action was taken against Lake Gas and Cam Gas for failure to comply with Rule 38 of the Petroleum (Petroleum Liquefied Gas Operations) Rules GN No. 420.





The Energy and Water Utilities Regulatory Authority (EWURA)

EWURA House, Plot No 3, Block AD, Medeli West,

P.O Box 2857, Dodoma • Tel: +255-26 2329002-4

Fax: +255-26 2329005 • Email: [info@ewura.go.tz](mailto:info@ewura.go.tz)

Website: [www.ewura.go.tz](http://www.ewura.go.tz).